

## INDEX OF ELECTRIC GUITAR SONGS

After Midnight .....	12	Cocaine .....	10
After Midnight Solo and Chords .....	13	Cocaine Solo.....	11
Aint Seen Nothin Yet .....	50	Comfortably Numb.....	32
All Right Now .....	9	Copperhead Road.....	24
American Woman.....	46, 47	Copperhead Road Chords and Rifs.....	25
Another Brick Solos .....	35	Day Tripper Chords and Rif.....	107
Back in Black .....	90	Do You Feel Like We Do (Intro).....	104
Back in Black Solo .....	91	Drop Your Guns.....	60
Bad To The Bone .....	69	Eye of the Tiger .....	84
Band on The Run .....	108	Eye of the Tiger Chords .....	85
Band on The Run Pg 2.....	109	Hair of a Dog.....	100
Baracuda.....	44	Hair of a Dog Chords .....	101
Baracuda Solos.....	45	Honky Tonk Woman .....	75
Better Now .....	112	Hot blooded.....	80, 81
Better Now Cont'd .....	113	Hotel California .....	40
Black Betty.....	82	Hotel California Intro Lead .....	41
Black Betty Chords .....	83	Jailhouse Rock .....	99
Bo Diddley .....	31	Johnny B. Goode.....	94
Boom Boom Boom .....	102	Keep On Rock 'N Me Baby.....	72
Born To Be Wild.....	61	Keep Your Hands To Yourself .....	92
Brown Sugar .....	78	La Grange.....	96
Can't You See .....	6, 7	Lay Down Sally.....	16
Can't You See Lead and Chords.....	7	Layla Electric Version .....	18
China Grove.....	4	Layla Solo and Chords .....	19
China Grove Solos .....	5	Let it ride .....	54
Cinamin Girl.....	105	Listen To The Music .....	1

Long Cool Woman .....	70	The Pusher Rifs .....	63
Long Cool Woman Lead .....	71	These Eyes.....	49
Long Train Running.....	2	They Call Me The Breeze .....	17
Magic Man .....	42	Thrill is Gone .....	22
Magic Man Solos .....	43	Thrill is Gone Solo .....	23
Mainstreet .....	28	Turn Me Loose .....	86, 87
Mainstreet Solos and chords .....	29	Turn Me Loose Chords and Solo .....	87
Money Tab(No words) .....	36	Turn the Page.....	26
No Time .....	48	Turn the Page Intro and Chords.....	27
Not Fragile .....	51	Tush .....	97
Old Time Rock and Roll .....	30	Walk This Way .....	64
Pretty Woman.....	89	Walk This Way Lead and Chords.....	65
Rock Around The Clock .....	95	Weeping Widow .....	58
Rock Like Hurricane Solo .....	67	Weeping Widow Chords.....	59
Satisfaction.....	74	We're Here For A Good Time .....	21
Smokin' in the Boy's Room.....	73	Who Do You Love.....	88
Spirit in the Sky .....	110	Whole Lotta Love .....	37
Spirit in the Sky Solos .....	111	Wild Thing .....	68
Stairway to Heaven Incl solos.....	114	Willie and the Hand Jive.....	20
Start Me Up .....	76	Wiosh You were Here.....	38
Sweet City Woman.....	98	Wish You Were Here .....	38, 39
Sweet Home Alabama .....	8	You Could Been Lady Solos.....	57
Taking Care of Business .....	52	You Could Have Been A Lady .....	56
The Pusher .....	62	You Really Got Me .....	55

**Listen To The Music- Doobie Brothers     Drums A-50     T-105**

Shuffle Start (SS)

E-----

B---9-----

G---9-----

D---9-----

A---9h-11-----

E-----

Shuffle End (SS)

E-----

B---9-10-----

G---9-----

D---9-11-----

A---9-----

E-----

**Intro: SS SE**

(4 Times)

SS

SE SS

C#m

Don't you feel it growing, day by day    People are getting ready for the news

B

A

SS SE

Some are happy, some are sad Oh, we're gonna let the music play

SS

SE SS

C#m

What the people need is a way to make them smile    It ain't so hard to do if you know how

B

A

SS

Got to get a message, get it on through    Lord, now mamma, don't you ask me why (**CHORUS**)

**CHORUS**

C#m

A

C#m

A Oohoh ooh,

listen to the music    Oohohoh, listen to the music

C#m

A

F# A

Oohohoh, listen to the music    All the time

SS    SE    SS    SE

SS

SE SS

C#m

Well I know, you know better, everything I say    Meet    me in the country for a day

B

A

SS SE

We'll be happy and we'll dance    Oh, we're gonna dance the blues away

SS

SE SS

C#m

And if I'm feeling good to you and you're feeling good to me    There ain't nothing we can do or say

B

A

SS SE

Feeling good, feeling fine,    Oh baby, let the music play

*(guitar single strum until BIGGER)*

E                      D    A                      E

Like a lazy flowing river, surrounding castles in the sky

D                      A

And the crowd is growing bigger,    Listening for the happy sounds

Gonna have to let them go----(**CHORUS 3 TIMES**)-----

# Long Train Running - Doobie Brothers      Drums A-33   T - 110      or   A-2 T-110

Intro Gm7 Repeat maybe 5 times

Gm7

Down around the corner a half a mile from here

You see them old trains runnin and you watch them disappear

Cm7

Gm7

Eb

Dsus4 D7

Without love where would you be now      Without loooove -----

----- Gm7

You know I saw miss Lucy down along the tracks

She lost her home and family and she won't be comin' back

Cm7

Gm7

Eb

Dsus4 D7

Without love where would you be now      Without loooooove -----

----- Bridge

*(guitar single strum on Gm7 then back to normal on Cm7)*

Gm7

Gm7

Well the Illinois Central and the Southern Central Freight

Gm7

Gm7

gotta keep on pushin' mama cause you know they're running late

Cm7

Gm7

Eb

Dsus4 D7

Without love where would you be now      Without loooove -----

-----

*Harmonica solo over verse chords. The Bridge. Withut solo just go to next verse*

*(single guitar strum over Gm7 chords)*

Gm7

Gm7

Where the pistons keep on charmin' and the wheels go round' and round' Gm7

Gm7

And the steel rails are cold and hard for the miles they go around

Cm7

Gm7

Without loooove where would you be right now

*(single strum*

Eb Dsus4 D7      Dsus4

Gm7

Without loooove where would you be now?

-----

*(guitar Repeat Gm7 over and over til end)*

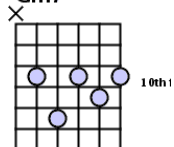
Gm7

Got to get it baby wont you move it down? Won't you move it down?

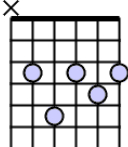
Baby baby baby baby wont you move it down? When the big train run and the train is movin' on

I got to keep on movin' Keep on movin' Keep on movin' Gonna keep on movin'

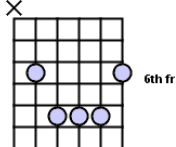
Gm7



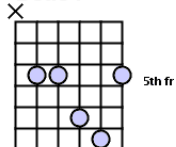
Cm7



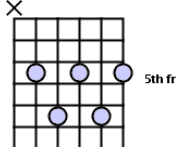
Eb



Dsus4



D7



# China Grove - Doobie Brothers

Drums- A-02 T-140

	E5	D5	C#5	B	B	B#	C#m	F#	Abm
Bottom	E-----			7-----	2-----	8-----	4-----	2-----	
	B-----			7-----	2-----	8-----	4-5----	2-----	
	G-----	9-----	7-----	6-----	7-8----	2-4----	8-9----	4-6----	2-----
	D-----	9-----	7-----	6-----	7-9----	2-4----	8-10----	4-6----	2-4-----
	A-----	7-----	5-----	4-----	7-9----	2-----	8-10----	4-----	2-4-----
	E-----			7-----	2-----	8-10----	4-----	2-----	4-----

RIF #1 Top E-7-9-0 or easier just E-7-9

RIF #2 A-----7

E-7-9--

INTRO: (E5)(D5)(C5)(A)(E5)(RIF1) -4 TIMES

(E5)When the sun comes up on a sleepy little town

(D5)Down around (C#5) San (A)(E5)Antone

(E5)And the folks are risin' for another day

(D5)'round (C#5) about their(A)(E5) homes.

(C#m)The people of the town are (B)strange

And they're (A)proud of (B#)where(B) they(C)came.

(E5)Well,you're talkin' bout, talkin' bout (D5)Oh (C#5)oh China(E5)Grove,(RIF2)(E5)(D5)wo,(C#5)oh,  
Oh, China (E5)Grove.

(E5)Well, the preacher and the teacher,

Lord, they're a caution, (D5)they are the (C#5)talk of the (A)(E5)(town.

When the gossip gets to flyin' and they ain't lyin';

(D5)When the (C#5)sun goes fallin' (A)(E5)down.

(C#M)They say that the father's (B)insane

And dear (A)Missus (B#)Perkin's (B)a (C)game.

(E5)Well,you're talkin' bout, talkin' bout (D5)Oh (C#5)oh China(E5)Grove,(RIF2)(E5)(D5)wo,(C#5)oh,  
Oh, China (E5)Grove.

Bridge: ( the B played here is one with bar 2nd fret-see above)

(Abm)(B)(C#M) But ev'ryday there's a new thing comin',

(F#)The ways of an oriental (C#m)view.

The sheriff and his buddies

With their samurai swords,

(F#)You can even hear the music at night. (Abm)(B)(C#M)

And though it's part of the Lone Star State

(F#)People don't seem to (C#M)care,

They just keep on lookin' to the East(A).(C)(D)(E) (C)(D)(E)

(E5)(D5)(C5)(A)(E5) ( E5)(D5)(C5)(A)(E5) --guitar solo ( play Em pent over 6 sets of verse chords)

(E5)Well,you're talkin' 'bout (D5) (C#5)China (E5)Grove,wo, oh, oh,

Oh, China (D5)(C#5)Grove.

## China Grove - Solo

China Grove - Solo - version 2 - Over 6 sets of verse chords total.

Rif #1 (played just before main solo)

E Solo part starts with set of verse chords with no lead then Rif #1  
 B starts after completion of the first set of verse chords but before second starts  
 G Then 2nd set of verse chords plays and main solo starts on 2nd last chord -A5  
 D-----9  
 A-- 9--11  
 E

Main solo-Played over 4 sets of verse chords. Starts on A5 of 2nd set of verse chords

E5	D5	C#5	A5 E5
E			
B	very fast - play everything until 11fb all together and fast.		
G	----- 9h9--11	-----9-11fb-11fb-11fbr 9-9-	11hb-11fbr9h---9
D	-9h11h--- 11 ---9h11h-----		-----11--11
A			
E			

E5	D5	C#5	A5 E5
E-----			
B -----	12hb-12-12fbr---		
G-----12b-12fb-11br9---9	-----	11b-9---9-9-----	
D-----	--11-11v-----	11	
A			
E			

E5	D5	C#5	A5 E5	D5 C#5
E-----12---	12-----12-----15hb	15fb-15-15fb-15-15fbr12--12--12		
B-----12---15vv	12-15 ---12			-----15---15fb-15-15fb-15-15fb-15
G 11/13				
D	Note Hold 15vv above for 3 secs unitl next chord starts			
A				

A5	E5
E-----12	
B-15-12-14/15/14-12-----12-----12h15-12	
G-----12h13-----12b-12	
D-----14	
A	
E	

fb= full bend      hb-huge bend    h- hit/hammer quickly      vv-large vibrato

DCG repeated over and over

This is definitely a song about loneliness. Let just say a farm boy from well, Cape Breton, Nova Scotia. He might feel that he should do something different than his daddy did.

Farming, fishing, coal mining, you know what I mean Not that he's not proud of his daddy but the big city has a way of luring a country boy.

He would not be there all too long before he got himself a pretty good job, you know what I mean A factory somewhere, might even work himself up to be foreman someday, you can never tell That still don't help his loneliness. See a man like that needs a good woman Oh, he could find himself a woman pretty quick all right. Some city girls like the way a country boy would treat them They would get themselves an apartment, you know on the 25th floor, apartment 2505 You know what I mean. They would live real well there for quite some time. He'd be bringing home the big bucks It would be a year maybe when he'd be coming home from a couple hours of overtime He 'd be making that long anxious walk down that short corridor, go in that door and then he'd see it, that note, you know the kind of note I mean, Dear John, I'm gone A man like that would have his whole world fall down in front of his face He'd find himself at 4 o'clock in the morning down at the nearest railroad station. He don't really care where he goes. He don't really want to go home to Cape Breton yet. Something about country boys

They don't like to go home a failure, you know what I mean.

D C G D  
Gonna take a freight train, down at the station Lord I don't care where it goes  
C

Gonna climb a mountain, the highest mountain,  
G D  
Lord I might jump right off, ain't nobody going to know

C G D  
Can't you see Can't you see What that woman's Been doing to me  
C G D  
I'm gonna find me a hole in the wall I might crawl inside and die  
C G D

Because that laaaady, mean old woman Lord Never had the guts to say good-bye  
C G D  
Can't you see Can't you see What that woman's Been doing to me  
C G D  
Can't you see Can't you see What that woman's Been doing to me

### No music..

Can't you see Can't you see What that woman's Been doing to me  
Can't you see Can't you see What that woman's Been doing to me

D C  
Gonna take a freight train Way down at the station Lord  
G D  
I ain't never comin back Gonna ride that eastbound  
C  
Take it all the way to Cape Breton Island  
G D G D  
Where the train runs out of track Yeah, where the train runs out of track

## Can't You See Solo and Chords

Chords: Note: D and G are played normal but C is played a little different

C  
E  
A 3  
D 2  
G  
B 3  
E

## Can't You See - Lead Guitar Part

E  
A  
D  
G  
B 3 5 3 5s 7 3.. 3 5 3 5s 7 7 5 3  
E 5.. 5 7 5h 7p 5 5..

(Note : 2nd part same as a first but up Octave and 3 more notes. Up octave by adding 12 positions)

E  
A  
D -----16 14 12  
G  
B 15 17 15 17s 19 15.. 15 17 15 17s 19 19 17 15 1  
E 17.. 17 19 17h 19p 17



# Sweet Home Alabama - Lynyrd Skynyrd - Drums A-02 or A-56 T-100

(Band named after high school phys ed teacher who hated long hair)

Finger pick of chords: For D chord pick DDBGB then on C chord pick AABGB on G pick EEB

Rif#1	Rif#2	RIF #3(Intro/Chorus)	Rif#4 (Verse 1 only and after solos)
E-----	E-----	E-----	E-----
B-----	B-----	B-----	B-----
G-----	G-----0	G-0h2-0--0h4-0--5-5s7	G-----7-7-----5-5
D-----Oh2-0	D-----0--	D-----	D-----7-7-----5-5-----G CHORD
A--Oh2-----2-0	A-0-2---	A-----	A--7-8-9-----5-7
E-----	E-----	E-----	E-----0-1-2-0

Intro : D C G rif#1 D C G rif3 D C G rif #1 D C G rif#2

D C G Rif#1 D C G Rif#2  
Big wheels keep on turning, Carry me home to see my kin.  
D C G Rif#1 D C G Rif#4 twice  
Singing songs about the southland I miss'ole' bamy once again - and I think it's a sin

D C G Rif#1  
Well, I heard Mister Young sing about her  
D C G Rif#2  
Well, I heard ole Neil put her down  
D C G Rif#1  
Well, I hope Neil Young will remember,  
D C G Rif#1  
A southern man don't need him around anyhow (Chorus:)

Chorus:  
D C G rif#1 D C G rif#3  
Sweet home Alabama, Where the skies are so blue,  
D C G rif#1 D C G FC  
Sweet home Alabama, Lord, I'm coming home to you.

D C G D C G  
D C G F C D  
In Birmingham they love the Gov'nor Boo hoo hoo !  
D C G Rif#2  
Now we all did what we could do.  
D C G Rif#1  
Now Watergate does not bother me.  
D C G Rif#1  
Does your conscience bother you? (tell the truth) (Chorus: and lead)

D C G Rif#1  
Now Muscle Shoals has got the Swampers  
D C G Rif#2  
And they've been known to pick a tune or two  
D C G Rif#1  
Lord they get me off so much  
D C G Rif#1  
They pick me up when I'm feeling blue Now how about you? ( CHORUS 2x)

INTRO: ADA D A ooh ohh ADA D A

A D A D A

There she stood in the street Smilin' from her head to her feet.

D A D A

I said hey what is this Maybe she's in need of a kiss.

D A D A

I said a-hey, what's your name baby? Maybe we can see things the same.

D A D A

Now don't you wait, don't hesitate Let's move before they raise the parking rate **(CHORUS)**

**(CHORUS)**

G D A G D A

All right now, baby it's all right now All right now, baby it's all right now

ADA D A DA D A

Let me tell ya now

D A D A

I took her home to my place Watching every move on her face.

D A D A

She said look, what's your game baby? Are you tryin to put me in shame?

D A D A

I said slow, don't go so fast Don't you think that love can last?

D A D A

She said love, Lord above, Now you're tryin' to trick me in love. **(CHORUS)** Lead 90 sec Am Pent

ADA D A DA D A

Let me tell ya all about it now

D A D A

I took her home to my place Watching every move on her face.

D A D A

She said look, what's your game baby? Are you tryin to put me in shame?

D A D A

I said slow, don't go so fast Don't you think that love can last?

D A D A

She said love, Lord above, Now you're tryin' to trick me in love. **(CHORUS 3x)**

### Chords:

G A D

E

B

G

D 7

A 5 7 5

E 3 5

# Cocaine - Eric Clapton/JJ Cale

Drums A-02 T-105

```

      E5   D5   C5   B5
E-----0-----0-----0-----0
B-----0-----0-----0-----0
G-----9-----7-----5-----4
D-----9-----7-----5-----4
A-----7-----5-----3-----2
E-----0-----0-----0-----0

```

Intro E5 E5 D5 E5 E5 D5 E5 E5 D5 E5 E5 D5

E5 E5 D5 E5 E5 D5 E5 E5 D5 E5 E5 D5  
 If you wanna hang out you've got to take her out, cocaine.  
 E5 E5 D5 E5 E5 D5 E5 E5 D5 E5 E5 D5  
 If you wanna get down, get down on the ground, cocaine. (CHORUS)

## CHORUS

E5 D5 C5 B5 E5 E5 D5 E5 E5 D5 E5 E5 D5 E5 E5  
 She don't lie, she don't lie, she don't lie Cocaine!

E5 E5 D5 E5 E5 D5 E5 E5 D5 E5 E5 D5  
 If you got bad news, you wanna kick them blues, cocaine.  
 E5 E5 D5 E5 E5 D5 E5 E5 D5 E5 E5 D5  
 When your day is done and you wanna run, cocaine. (CHORUS)

E5 E5 D5 E5 E5 D5 E5 E5 D5 E5 E5 D5  
 If your thing is gone and you wanna ride on, cocaine.  
 E5 E5 D5 E5 E5 D5 E5 E5 D5 E5 E5 D5  
 Don't forget this fact, you can't get it back, cocaine. (CHORUS twice)

```

E
A
D 2 2b0 2s4 4 0h20b
G 2s4 4s2 0 3 3b.. 4s2 2 0h1
B 3b..
E

```

Note: Play 2s4343 fast

```

E
A
D
G 2s4
B 530 530 530 530 530 530 530 530
E

```

Note: Play 530 fast over and over 8 time

## Cocaine Lead start only -

E  
A  
D 2 2b0 2s4 4 0h20b  
G 2s4 4s2 0 3 3b.. 4s2 2 0h1  
B 3b..  
E

**Note: Play 2s4343 fast**

E  
A  
D  
G 2s4  
B 530 530 530 530 530 530 530 530  
E

**Note: Play 530 fast over and over 8 times**

# After Midnight - Eric Clapton Version - Written JJ Cale 1966

Drums A-02 --Tempo 127 or 168

Intro: F2 then (quickly) C D# F C D# F C D# F C D# F

C D# F C F D# C FD#C

After midnight, we're going to let it all hang down

C D# F C F D# C FD#C

After midnight, we're going to chug-a-lug and shout

D#

We're going to stimulate some action We're going to get some satisfaction

F G

We're going to find out what it is all about (what it is all about - what it is all about )

-----  
C D# F C F D# C FD#C

After midnight, we're going to let it all hang down (after midnight - after midnight)

C D# F C F D# C FD#C

After midnight, we're going to shake your tambourine (after midnight - after midnight)

C D# F C F D# C FD#C

After midnight, it's all going to be peaches and cream (after midnight - after midnight)

D#

We're going to cause talk and suspicion We're going to give an exhibition

F G

We're going to find out what it is all about (what it is all about - what it is all about )

-----  
C D# F C F D# C FD#C (SOLO over comp verse of chords)

After midnight, we're going to let it all hang down (going to let it all hang down- going to let it all hand down)

-----  
C D# F C F D# C FD#C

After midnight, we're going to let it all hang down (going to let it all hang down- going to let it all hand down)

C D# F C F D# C FD#C

After midnight, we're going to shake your tambourine (going to shake your tambourine- going to shake your tambourine)

C D# F C F D# C FD#C

After midnight, it's all going to be peaches and cream (going to shake your tambourine- going to shake your tambourine)

D#

We're going to because talk and suspicion We're going to give an exhibition

F G

We're going to find out what it is all about (what it is all about - what it is all about )

-----  
C D# F C F D# C FD#C

After midnight, we're going to let it all hang down ( after midnight, after midnight)

After midnight, we're going to let it all hang down (going to let it all hang down- going to let it all hand down)

After midnight, we're going to let it all hang down (going to let it all hang down- going to let it all hand down)

After midnight, we're going to let it all hang down

## After Midnight Solo and Chords

### Solo :

E 8v 8v 8v 11sb 8  
 B 11b 11b 11b 11 8  
 G -----10 8s (slide down fret board)  
 D  
  
 E 8v 8v 8v 11sb 8  
 B 11b 11b 11b 11 8 11 11  
 G 10 8 8 8 8 8 8  
 D -----10b 10b 10b 10b 10b

E 11h8 (8x) -----  
 B -----11-8 -11-8----8-----11-8  
 G----- 10 10hb -----10-8-10-8  
 D-----10

Note: Cm scale. Improvise the last part of section 2 and last part of section 3 after 11h8(8x).

### Chords:

	C	D#	F	G	F2 (intro only)
E	5	8	10	12	1
B	5	8	10	12	1
G	5	8	10	12	2
D	5	8	10	12	3
A					
E					

# Wonderful Tonight - Eric Clapton

A-01 Drums 96

Intro: Play G D C D G D C D over Intro Rif #1

G D  
It's late in the evening  
C D  
She's wondering what clothes to wear  
G D  
She puts on her make up  
C D  
And brushes her long blonde hair  
C D G Gmod Em  
And then she asks me.. Do I look alright  
C D G G D C D  
And I say yes, you look wonderful tonight Rif#2

G D C D  
We go a party And everyone turns to see  
G D C D  
This beautiful lady That's walking around with me  
C D G Gmod Em  
And then she asks me Do you feel alright  
C D G Rif # 3  
And I say yes, I feel wonderful tonight.....

-----  
C D G Gmod Em  
I feel wonderful Because I see the love light in your eyes  
C D C D (stop) GD CD GD CD  
And the wonder of it all...Is that you just don't realize .....How much I love you Rif#2 Rif#2  
-----

G D C D  
It's time to go home now And I've got an aching head  
G D C D  
So I give her the car keys She helps me to bed  
C D G Gmod Em  
And then I tell her As I turn out the light  
C D G Gmod Em  
I say my darling, you were wonderful tonight Rif #4  
C D G  
Oh my darling, you were wonderful tonight Rif #5

## Wonderful Tonight Lead and Chords

**Intro Rif #1** (Slightly different than Rif#2)

E--- **Pause slightly here**  
B--10b -8-10-----10b -8-----10b-8-10      10b-8-10-12-13-17 -15  
G-----9

**Rif #2** (Play chords GDCD -2x- over top)

E---  
B--10b -8-10-----10b -8-----10b-8-10-12-13-17 -15  
G-----9

**Rif #3**

E-----10b  
B----8-10/12-----12/10-8  
G-9-----9

**Rif # 4**

E  
B-10 fb --10fb-8  
G-----9

**Rif #5 - Outro**

E                    10  
B-10fb-8-10   10fb-10   8--8----10b-10b-10b-10b-8  
G-----9

**Outro cont'..**

E  
B10b -8-10-----10b -8-----10b-8-10-12-13-17 -15  
G-----9

## Chords

G mod ( not its official name)

E                    3

B

G

D

A

E                    2



## Lay Down Sally - Eric Clapton

### Intro: Rif #1

A  
There is nothing that is wrong  
D  
In wanting you to stay here with me.  
A  
I know you've got somewhere to go,  
But won't you make yourself at home and  
D E  
stay with me? And don't you ever leave. ( Chorus)

---

[Chorus]

A D  
Lay down, Sally, and rest you in my arms.  
E A  
Don't you think you want someone to talk to?  
A D  
Lay down, Sally, no need to leave so soon.  
E A ( Rif #1)  
I've been trying all night long just to talk to you.

---

A  
The sun ain't nearly on the rise  
D  
And we still got the moon and stars above.  
A  
Underneath the velvet skies,  
D  
Love is all that matters. Won't you stay with me?  
E  
And don't you ever leave. [Chorus then Guitar Solo over A and D]

---

A  
I long to see the morning light  
D  
Coloring your face so dreamily.  
A  
So don't you go and say goodbye,  
D  
You can lay your worries down and stay with me.  
E  
And don't you ever leave. [Chorus twice to end- Rif #1 after 2nd  
chorus)

## They Call Me The Breeze - JJ Cale/Eric Clapton

[Intro]

[Chorus]

A

Call me the breeze, I keep blowin' down the road

D A

Well now they call me the breeze, I keep blowin' down the road

E

I ain't got me nobody

D A

I don't carry me no load

A

Ain't no change in the weather, Ain't no changes in me

D A

Well there ain't no change in the weather, Ain't no changes in me

E

And I ain't hidin' from nobody

D

Nobody's hidin' from me

A

Oh, that's the way its supposed to be

[Solo]

A D A E D A D A E D A

A

Well I got that green light baby, I got to keep movin' on

D A

Well I got that green light baby, I got to keep movin' on

E

Well I might go out to California

D

Might go down to Georgia

A

I don't know

[Solo]

A D A E D A D A E D A

A

Well I dig you Georgia peaches, Makes me feel right at home

D A

Well now I dig you Georgia peaches, Makes me feel right at home

E

But I don't love me no one woman

D A

So I can't stay in Georgia long [Chorus then Outro] --- Oooh Mr Breeze



## Layla Solo and Chords

	<b>C#m7</b>	<b>G#7</b>	<b>Bb</b>	<b>B</b>	<b>F#m</b>
Bottom	E-----4---	4	1--3	2-4	2
	B-----4---5	4	1--3	2-4	2
	G-----4---6	4--5	1--3	2-4	2
	D-----4---6	4	1--3	2-4	2--4
	A ----4---	4--6	1	2	2--4
	E-----4---	4	1	2	2

**Lead - Play over intro and in chorus. Note 1 and 3 are the same and 2 and 4 are the same (except no 10 note in 4). The lead solo played in Dm Pentatonic scale (fret 10 to 12)**

(1)

E-----10h 13-----10---13b--13--12-----10

B ---10h 13-----13-----13

G

D

A

E

(2)

E-----10h 13-----10---15b--15--12-----10

B ---10h 13-----13-----13

G

D

A

E

(3)

E-----10h 13-----10---13b--13--12-----10

B ---10h 13-----13-----13

G

D

A

E

( Notice 4 same as 2 except no 10 at end of the lead below. End 13b)

(4)

E-----10h 13-----10---15b--15--12-----

B ---10h 13-----13-----13b

G

D

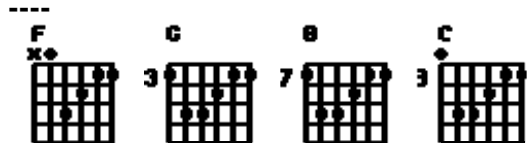
(Guitar: Lower barre chords Slide the first chord into the second)

FG FG FG FG  
 I know a cat named Way Out Willie Got a cool little chick named Rockin' Millie  
 BC BC FG FG  
 He can walk and stroll and Suzy-Q Do the crazy hand jive too  
 FG FG FG FG  
 Momma momma look at uncle Joe Doin' the hand jive with sister Flo  
 BC BC FG FG  
 Uncle gave sister a dime Do the hand jive one more time **(CHORUS)**

**CHORUS:**

C G D G  
 Hand jive, hand jive, hand jive, do that crazy hand jive

FG FG FG FG  
 Doctor, a lawyer and an Indian chief They all dig that crazy beat  
 BC BC FG FG  
 Way Out Willie give 'em all a treat When he did that hand jive with his feet... **(CHORUS)**  
 FG FG FG FG  
 Willie and Millie got married last fall They had a little Willie Junior and that ain't all  
 BC BC FG FG  
 The kid's got crazy and it's plain to see He's doin' the hand jive on T.V. ... **(CHORUS TWICE)**



Intro: A 5 times

A

A very good friend of mine

E

Told me somethin the other day

F#m

I'd like to pass it in to you

D

A

Cause I believe what he said to be true He said.... **(CHORUS)**

# CHORUS

E

We're here for a good time Not a long time (not a long time)

F#m

D

A

So have a good time The sun can't shine every day

D

Bm

A

And the sun is shinin' In this rainy city

D

Bm

A

And the sun is shinin' Ooooooh, isn't it a pity

Bm

And every year, has it's share of tears

E

D

C#m

Bm A

And every now and then it's gotta rain **(CHORUS)**

D

Bm

A

And the sun is shinin' In this rainy city

D

Bm

A

And the sun is shinin' Ooooooh, isn't it a pity

Bm

And every year, has it's share of tears

E

D

C#m

Bm A

And every now and then it's gotta rain **(CHORUS 4x)**

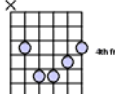
F#m



Bm



C#m



4TH FRET

**Thrill is Gone - BB King****Drums A-33****T-86**

Bm Em7 G F#7  
E-----7-----7-----10-----9---  
A-----7-9-----7-----10-----9---  
D-----7-9-----7-9-----10-12-----9-11  
G-----7-----7-----10-----9---  
B-----7-----7-8-----10-----9---  
E-----7-----7-----10-----9---

**Bm**

The thrill is gone                      The thrill is gone away

Em7    Bm

The thrill is gone baby      The thrill is gone away

G    F#7

You know you done me wrong baby

Bm

And you'll be sorry someday

Bm

The thrill is gone                      It's gone away from me

Em7    Bm

The thrill is gone baby      The thrill is gone away from me

G    F#7

Although, I'll still live on

Bm

But so lonely I'll be

-----

Bm

The thrill is gone                      It's gone away for good

Em7    Bm

The thrill is gone baby      It's gone away for good

G    F#7

Someday I know I'll be open armed baby

Bm

Just like I know a good man should

-----

Bm

You know I'm free, free now baby                      I'm free from your spell

Em7    Bm

Oh I'm free, free, free now                      I'm free from your spell

G    F#7

And now that it's all over

Bm

All I can do is wish you well

## Thrill is Gone Lead Guitar Notes

(fb)= full bend -2-3 seconds (b)=short bend 1 sec or less  
(md) = ply note half way through bend. (v)=vibrato or vibrate

### Intro:

E-----10(b)-----7

B-12(vv) 12-----12-10-----7

G-----9(fb) -7-7-9---7(b)-----7-9fb

D-----9-----9-9-9(v)-----

(hold first 12vv for about a sec)

hold

E-10(fb)10(md)----- 10(b)-11-12-12(fb)-12 10(fbr)10----- 10(fb)10-10

B-----12vv 12-----12(b)12----- 12

G hold

D

E----- 10-12-12-10----- -12-12(fb) -11br10-10(b)---10(b)-

B -12(fb)-----12-12(b) -----12----- 12

G

D



**Copperhead Road -Steve Earle**

**Drums-Bass drum only. Changes speed.**

**Intro: Rif #1 (notes only) then Rif#3 (3x)**

-----

D Rif #2 D Rif #2  
Well my name's John Lee Pettimore Same as my daddy and his daddy before  
D Rif #2 D Rif #2  
You hardly ever saw Granddaddy down here He only came to town about twice a year  
D Rif #2  
He'd buy a hundred pounds of yeast and some copper line  
D Rif #2 G C G  
Everybody knew that he made moonshine Now the revenue man wanted Granddaddy bad  
D G C G  
He headed up the holler with everything he had It's before my time but I've been told  
D (1X THEN STOP) Rif #3 -2x  
He never came back from Copperhead Road

-----

D Rif #2 D Rif #2  
Now Daddy ran the whiskey in a big block Dodge, Bought it at an auction at the Mason's Lodge  
D Rif #2 D Rif #2  
Johnson County Sheriff painted on the side, Just shot a coat of primer then he looked inside  
D Rif #2 D Rif #2  
Well him and my uncle tore that engine down, I still remember that rumblin' sound  
G C G  
Well the sheriff came around in the middle of the night  
D  
Heard mama cryin', knew something wasn't right  
G C G  
He was headed down to Knoxville with the weekly load SOLO  
D (1X THEN STOP) D(4x)-D (4x)-D(4x-D(4X)) - RIF#3 (5X)  
You could smell the whiskey burnin' down Copperhead Road

-----

D Rif #2 D Rif #2  
I volunteered for the Army on my birthday They draft the white trash first,'round here anyway  
D Rif #2 D Rif #2  
I done two tours of duty in Vietnam, And I came home with a brand new plan  
D Rif #2 D Rif #2  
I take the seed from Colombia and Mexico I plant it up the holler down Copperhead Road  
G C G D  
Well the D.E.A.'s got a chopper in the air I wake up screaming like I'm back over there  
G C G  
I learned a thing or two from ol' Charlie don't you know  
D (1X THEN STOP) D(4x)-D(4x)-D(4x)-D(4X) RIF #3  
You better stay away from Copperhead Road

Rif #3 Rif #3 Rif #3  
Copperhead Road Copperhead Road Copperhead Road

(Note:G and C chords not played like standard- see chords)

Back to Index

## Copperhead Road - Chords and Rifs

**Rif #1 - Basically play notes within Rif #3..**

E

B

G -0h2-2-0h2-4-0-2-2-5-0-4-0h2-2-2-2

D

A

E

**Rif #2**

Play stand D chord then take finger off G-2 and then hammer it back on once then hit G-4 (third string from bottom) once with pinky then release to D then take finger off G-2 and play the D without that note then put finger back on and play standard D chord once.

**Rif #3 - Play Rif #2 above and then add keep strumming but play only notes below(approx)**

E

B

G--4/5-5-5-5-5-5-4-4 -0 D chord

D

A

E

### Chords

	G	C	D (standard)
E	3	3	2
B	3	3	3
G			2
D		2	
A	2	3	
E	3		

**Note: Solo in the middle of the song is basically playing notes in the main Rif #3 and a few notes extra that can be improvised**

Em

On a long and lonesome highway, east of Omaha

D

You can listen to the engine moanin' out it's one note song

A

Em

You can think about the woman, or the girl you knew the night before ..

But your thoughts will soon be wandering, the way they always do

D

When you're riding sixteen hours and there's nothing there to do

A

Em

And you don't feel much like riding, you just wish the trip was through **(CHORUS)**

---

**CHORUS**

D

Em

D

Em

Here I am, on the road again There I am, on the stage

D

A

C

D

Em

Here I go, playing star again There I go, turn the page

---

Well you walk into a restaurant all strung out from the road

D

And you feel the eyes upon you as you're shaking off the cold

A

Em

You pretend it doesn't bother you, but you just want to explode.....

Most times you can't hear 'em talk, other times you can

D

All the same old cliches is it woman is it man?

A

Em

You always seem outnumbered, so you don't dare make a stand **(CHORUS)**

---

Out there in the spotlight you're a million miles away

D

Every ounce of energy, you try to give away

A

Em

As the sweat pours out your body like the music that you play

*(guitar play --single strum until end then play chorus regular)*

Em

Later in the evening as you lie awake in bed

D

With the echoes from the amplifiers ringin' in your head

A

Em

You smoke the days last cigarette, remembering what she said **(CHORUS TWICE)**

# Turn The Page Intro: ( Usually played by sax)

E--14h15p14----- 15-14-----  
 B-----15--12-----12-----15--12-----  
 G-----14-----14-----14-----14-12-11-----  
 D-----12  
 A-----12-14  
 E-----

## Chords:

	A	C	D	E
E				
B				
G				
D		3-5	5-7	7-9
A	7	3	5	7
E	5	3	5	7

## INTRO: Rif #1 and Rif #2

D - C - G - Em 2x

D C G Em  
I re member standing on the corner at midnight,  
D C - G - Em

Trying to get my courage up ,  
D C G Em  
There was this long lovely dancer in a little club down town,  
D C - G - Em

I loved to watch her do her stuff

Bm Bsus2 Bm Bsus2  
Through the long lonely nights, she filled my sleep  
F#m G Em A7sus4

Her body softly swaying to that smoky beat

D C - G - Em Rif#1 D C - G - Em Rif #2  
Down on mainstreet , Down on mainstreet

D C G Em  
In the pool halls, the hustlers and the losers  
D C - G - Em

I used to watch 'em through the glass

D C G - Em  
Well I'd stand outside at closing time  
D C - G - Em

Just to watch her walk on past

Bm Bsus2 Bm Bsus2  
Unlike all the other ladies, she looked so young and sweet  
F#m G Em A7sus4

As she made her way alone down that empty street

D C - G - Em (Rif#1 D C - G - Em ( Rif#3  
Down on mainstreet , Down on mainstreet ooh ooh ooh ---

( solo D-C-G-Em -4x)

Bm Bsus2 Bm Bsus2  
And sometimes even now, when I'm feeling lonely and beat  
F#m G Em A7sus4

I drift back in time and I find my feet

D C - G - Em (rif) D C - G - Em ( rif) (repeat 2x - 6 in total )  
Down on mainstreet , Down on mainstreet

Rif #1 - V=vibrato and a slight pause

## Mainstreet Solos and Chords

E- 17v----17-15-14-15v ----15-17-15-----14-15-  
B-----17Fbr-15----15-17

### Rif #2

E-17v---17-15-14-15v ----15-17-15-----  
B-----17Fbr-15 --15h12h15---10s12s10

### Rif #3

E-17v---17-15-14-15v ----15-17-15-----  
B-----17Fbr-15 --15h12h15---

(Note: Rif #1 and Rif #2 are same except for last 6 notes.  
Rif #2 and #3 are the same except for last 3 notes)

-----

**SOLO:** ( Play Rif #3 and then go into Solo- The solo is mostly play in 7-9 fret)

E  
B----- 7-8-10-10v----10fbr10-8-7- 10  
G----- 7-9v---9-----9-7---9-9fb  
D--7v--- 7h9

E  
B-----  
G--7H9-9fb-----7 -----7  
D----- 7H9---7H9----- 7  
A-----7H9-----9s7-5-- 5v  
E-----7

E-----10fb-10--7  
B----- 7-8-7--7 -----10fb-10 ---- 10-7  
G----- 7-9 9-- 9-7----- 9-7--7-9-7  
D----- 7--- 7H9---7H9v 7-9-7 ----- 9  
A-7H9--9-7-

# Old Time Rock and Roll - Bob Seger

Drums A-02 T-124

Intro: E  
2X B  
G  
D -5-5-5-5-5 3-2-0

Just take those old records off the shelf I'll sit and listen to them by myself  
Today's music ain't got the same soul I like that old time rock and roll  
Don't try to take me to a disco you'll never even get me out on the floor  
In ten minutes I'll be late for the door I like that old time rock and roll (Chorus)

-----  
Chorus:

Still like that old time rock and roll that kind of music just soothes the soul  
I reminisce about the days of old with that old time rock and roll

-----  
(Lead Gm Pent -over 1 full verse of chords)

Won't go to hear em play a tango Id rather hear some blues and funky old soul  
There's only one sure way to get me to go start playing old time rock and roll

Call me a relic call me what you will say I'm old fashioned say Im over the hill  
Today's music aint got the same soul I like that old time rock and roll (Chorus)

-----  
Lead then 3 Chorus' then end with --`Still like that old time rock and roll'

-----  
Chords

	G	C	D
E			
B			
G		5	7
D		3	5
A	5		
E	3		

# Bo Diddley - Bob Seger Version

Drums A-03 T-100

NOTE: THE EDE IN BRACKETS(EDE)ARE BAR CHORDS(SEE BELOW)-IF NOT IN BRAXKET NOT BARRED

E (BAR)	D (BAR)
E --7-9-----5-7	
B --7-9-----5-7	
G --7-9-----5-7	
G --7-9-----5-7	
A --7-0-----5-0	
E --7-0-----5-0	

Intro: E AE E AE

E AE AE  
 Bo Diddley,Bo Diddley have you heard, Mama gonna buy you a mockingbird  
 A E AE  
 If that mockingbird don't sing,, Moma gonna buy you a diamond ring  
 A E AE  
 If that diamond ring don't shine, Baby gonna take it to a private eye  
 AE AE  
 If that private eye can't see, He gonna have to come an talk to me  
 E (EDE) E (EDE) E (EDE) E (EDE)  
 Said hey Bo Diddley Hey now Bo Diddley Hey Bo Diddley Hey Bo Diddley  
 --

AE AE  
 I walked 47 miles of barbed wire,, Use a cobra snake for a necktie  
 AE  
 Got a brand new house on the roadside child,  
 AE  
 Made out of rattlesnake hide  
 AE AE  
 Brand new chimney on top,, Made out of human skulls  
 AE AE  
 Come and take a little walk with me Arlene,, Tell me who do you love  
 (EDE) E (EDE) E (EDE) E (EDE)  
 Who do you love Who do you love Who do you love Who do you love  
 AE AE  
 Arlene took me by my hand,, Said cool it Robert you know your my man  
 (EDE) E (EDE) E (EDE) E (EDE)  
 Who do you love Who do you love Who do you love Who do you love  
 AE AE  
 Night was dark the sky was blue,,Down the alley we was swingin' through  
 AE  
 Lord I heard just what I seen  
 (EDE) E (EDE) E (EDE) E (EDE)  
 Who do you love Who do you love Who do you love Who do you love



## Comfortably Numb -- Pink Floyd

Bm A  
Hello (hello-hello) Is there anybody in there?  
G Em Bm  
Just nod if you can hear me ... Is there anyone home  
A  
Come on (come on come on) I hear you're feeling down  
G Em Bm  
I can ease your pain get you on your feet again  
A  
Relax (relax relax) I need some information first  
G Em Bm  
Just the basic facts Can you show me where it hurts  
D A D A  
There is no pain. You are receding A distant ship. Smoke on the horizon.  
GC G C G  
You are only coming through in waves Your lips move but I can't hear what you're saying.  
D A D A  
When I was a child, I had a fever My hands felt just like two balloons  
GC G C  
Now I've got that feeling once again I can't explain, you would not understand,  
G A G C G D DADAGCGCGAGCGD  
This is not how I am I \_\_\_\_\_ have become comfortably numb.- (First solo over half chorus chords)  
-----  
Bm A G Em  
O.K., just a little pin prick, there'll be no more (*scream*)  
Bm  
But you may feel a little sick.  
A G D E  
Can you stand up? I do believe it's working, good. That'll keep you going through the show,  
Bm  
C'mon it's time to go  
D A D A  
There is no pain. You are receding A distant ship. Smoke on the horizon.  
GC G C G  
You are only coming through in waves Your lips move but I can't hear what you're saying.  
D A D A  
When I\_ was a child, I caught a fleeting glimpse, Out of the corner of my eye,  
GC G C  
I turned to look, but it was gone, I can not put my finger on it now,  
G  
The child is grown, the dream is gone,  
A G C G D  
I \_\_\_\_\_ have become comfortably numb.

# Comfortably Numb first solo - Played over half of the Chorus chords DADAGCGCGAGCGD

E-----14v-14Hbr -14v-14Hbr  
 B---x-----15Hb-15-14-14 -----15Hb-15-14-  
 G--x-----14 -----14-----9Hb  
 D-x-----14v-14/12-12 -----14-12/11/9/7

A

E

x above = hit strings that are muted. Optional.

E -15p14p12  
 B-7- ----- 15p-12  
 G-- 9-7v 11p9-9v-7vv -9p7--7-9 -11-11Hb -- 12  
 D-----9- ----12vv-10/9-9v 10p9/7-7vv

A

E

Note above: V means stop a bit and vibrate. vv means stop longer and vibrato

E  
 B  
 G--9Hb-9b-9br7  
 D 7/9/7-7vv  
 A  
 -----

Main Solo - Played over 7 verse chords at 5 min mark -Ends half way through verse 7. - Bm A G Em 6x - All in Bm Pentatonic mostly 7-10 fret. Only leaves for about 1 set.

Note : Highest part of solo - 17-21 starts at 6th set of chords and lasts until about A on 7th set.

E  
 B 10----10v -12-12Hbr-10-12-12b  
 G-7-9-9Hb-9mbp7p---7p 9- 9p7-- 7sb (paus 2 sec) 5/11---11- 7-9-9br-7  
 D----(3 sec) -----9- -----9 9-9v(pause)

E 7-9-9fb 7----7 7  
 B -10p7 7 10--10fb 10p7-----7 10p7  
 G-----9 9p7 7 9-9b 9-9bp-7 ---9 9-7  
 D -----9v -- 7-7-7-9 9 9-7  
 A 7/9 9-8-7/5 5  
 E 7

(summary above two sections start in 7-9. then move to 10-12 then back to 7-9/10. Lot of 10-7's in this part. Then move up pent scale to top strings and end at top strings.

Intro: Play Dm -Rhythm 4x ( Note: The Rhythm is Dwn,up,dwn,up then dwn twice and chorus is faster on dwn,up,dwn up)

Dm (Dm,(Dm)) Dm Dm,Dm Dm Dm,Dm  
 We don't need no education  
 Dm (Dm,(Dm)) Dm Dm,Dm Dm Dm,Dm  
 We don't need no thought control  
 Dm (Dm,(Dm)) Dm Dm,Dm Dm Dm,Dm  
 No dark sarcasm in the classroom  
 Dm G G,G G G,G G  
 Teachers leave them kids alone  
 G,G G G,G Dm Rif#1  
 Hey! Teacher! Leave them kids alone!

[Chorus]  
 F C Dm (Dm,(Dm)) Dm (Dm,(Dm))  
 All in all it's just "A"nother brick in the wall.  
 F C Dm  
 All in all you're just "A"nother brick in the wall.

Drums only Dm Dm,Dm Dm Dm,Dm  
 We don't need no education  
 Dm (Dm,(Dm)) Dm Dm,Dm Dm Dm,Dm  
 We don't need no thought control  
 Dm (Dm,(Dm)) Dm Dm,Dm Dm Dm,Dm  
 No dark sarcasm in the classroom  
 Dm G G,G G G,G G  
 Teachers leave them kids alone  
 G,G G G,G Dm Rif #1  
 Hey! Teacher! Leave them kids alone!  
 ( Chorus)

[Solo- 1 minute 10secs long] over Dm C - Play Dm 6 seconds and then C -4 seconds and then repeat. (After solo- Wrong.Do it again. if you can't eat your meat how can you have any pudding)  
 Chords:

	Dm	G	C and F are Standard
E	5	3	
B	5 6	3	
G	5 7	4	
D	5 7	5	
A	5	5	
E	5		

Rif#1	1x	1x	2x	2x	4x
E	10	8	10	8	7
B	10	10	10	10	8
G					

(Notes on above: Put finger on E 8 while you play EB10 then just remove pinky and play E8B10. The last 4x is up down up.) This lick plays really fast.

## Another Brick on the Wall - Solo Mine Final tab

```

      Fast                                up dwn up
e|-----10-----10-----!-
B|-13p10-----10-----10----13fb----10-10-10-SF!
G|-----12-----12-----10-10-10-SF!-

e|-----|
B|-13fb13-13hb bb--13p10-----10-!
G|-----12-12fb(Pa)-10/9---9-----12----10-|
D|-----12---10/12---12-----!

e|-----|
B|-10-10-----10-10-----10-10-----10-12-10-SF-| Pause 2 secs
G|-10-10-----10-10-----10-10-----10-12-10-SF-|
D|-----12-----12-----12-----|

e|-----13Hb-BB-r13--13--13--
B|-----x-----13Hb-bb----|
G|---x-----|
D|-x-----|

      fast (-E-10 optional)
e|-----10-----|
B|-----10---13p10-----10-----
G|-12b-----12--12bp10--12p10-----10-----
D|-----12---12-12p10-----
A|-----12--12\10-8--10p8-----8-----SF-!
E|-----10--8-10---10p8-10-SF--1

e|-----|
B|-----5h6p5-----6b--|
G|-----5-7-----7-7p5-----5/7-7-7/5-----|
D|--5/7-----7-----|

      fast
e|-----15Hb-13-----13-12-15Hb-15fb
B|-13fb-13Hb-bb (pause)-----15--11/15-----15
G|-----|
-----|

e|-18fb-18fb--20Hb-20p17-20p17-----!
B|-----10-10-10-----|
G|-----10-10-10-----|
D|-----12-SF-----

e|-----|
B|-----10-10-----!
G|-10/12-12-12-12/10--10-10-----!
D|-10/12-12-12-12/10-----12-----!
A|-----12/10-8-10-8H-----!
E|-----10-----|

```

Note: Chords over the solo are Dm and C. Play Dm for about 6 seconds and then C for about 4. Repeat  
 B- small bend:fb=Full bend: HB-Huge bend: HBB-bend within H bend: /=slide:  
 SLF-slide up fretboard: P-pull off: x= hit muted strings(optional):H=hammer  
 PA=pause a sec

Pink Floyd - Money tab

E|-----|

B|-----|

G|----4-----4-----|

D|-----4-----4-----|

A|--2-----2-----2-5-2-----2-----2--0-5--|

E|-----2-5-----2-5-----|

PoCh

E|-----|

B|-----|

G|----4-----4-----|

D|-----4-----4-----|

A|--2-----2-----2-5-2-----2-----2-5-----|

E|-----2-5-----2-5-----|

Ch

E|-----|

B|-----|

G|-----|

D|--4--4--4-----4-3-2-----|

A|-----4-----4-----0-2-5--|

E|-----2-5-----0-3-----|

Ch

# Whole Lotta Love Led Zepplin Drums A-01 or A-33 Temp 150

Rif : Play Rif ( E pwr Chord part is 7 times. Verse play E 3 times.

A-----5-----5 E (7x) -----5-----5 E (7x)

E---7---7 7-----7

RIF RIF RIF RIF

You need coolin', baby, I'm not foolin', I'm gonna send you back, to schoolin',

RIF RIF RIF RIF

Way down inside honey, you need it, I'm gonna give you my love, I'm gonna give you my love.

-----  
**CHORUS** - ( Play D twice then E then slide to top of fretboard)

D E Slide D E Slide

Wanna Whole Lotta Love Wanna Whole Lotta Love

D E Slide D E Slide

Wanna Whole Lotta Love Wanna Whole Lotta Love

-----  
RIF RIF

You've been learnin', baby, I've been yearnin',

RIF RIF

All them good times, baby, baby, I've been yearnin',

RIF RIF

Way, way down inside honey, you need it,

RIF RIF (Lead)

I'm gonna give you my love... I'm gonna give you my love. [Chorus]

-----  
RIF RIF

You've been coolin', baby I've been droolin',

RIF RIF

All the good times I've been misusin',

RIF RIF

Way, way down inside, I'm gonna give you my love,

RIF RIF

I'm gonna give you every inch of my love, Gonna give you my love. [Chorus]

No chords DA RIF RIF RIF RIF RIF

Way down inside... woman... Yooooou need... Loooooooooove. AH AH AH AH HA

RIF RIF RIF RIF

Shake for me, girl. I wanna be your backdoor man. Hey Oh hey Oh OH OH OH

RIF RIF

Keep it coolin', baby. Keep it coolin', baby. Keep it coolin', baby. AH AH

-----  
Lead: Over hit E reg chord or top E open string twice then notes: Em pent fr 12-15, 1-4, 12-15, 15-17, 15-17, 15-17

Note about chords: E power chord is string A-7 and D-9 and D chord is A -5 D-7.

# Wish You Were Here - Pink Floyd

intro

```
-----3-----3--
-----3-----3--
-----0-----0--
-----0---2---2---2---0---0--
-----0>2-----X--
-----3-----3--
```

x 2

**C** **D**  
 So, so you think you can tell,  
**Am** **G**  
 heaven from hell, blue skies from pain.  
**D** **C**  
 Can you tell a green field, from a cold steel rail?  
**Am** **G**  
 A smile from a veil, do you think you can tell?  
**C** **D**  
 And, did they get to the trade, your heroes for ghosts,  
**Am** **G**  
 hot ashes for trees, hot air for a cool breeze.  
**D** **C**  
 Cold comfort for change, did you exchange,  
**Am** **G**  
 a walk on part in the war, for lead role in a cage. (pause for GUITAR intro)

**C** **D**  
 How I wish, how I wish you were here,  
**Am**  
 we're just two lost souls swimming in a fish bowl  
**G**  
 year after year,  
**D** **C**  
 running over the same old ground, what have we found?  
**Am** **G**  
 The same old years, wish you were here.

(Guitar intro and end)

## Wish You Were Here Solo

needs work

e-----  
 B-----3---5-----3---0-----  
 G-----2/4-----4-----2---0-----  
 D-----0-----0---0---  
 A-----1/2-----  
 E-----

e----3/5-5/3-----  
 B----3/5-5/3----3/5-5/3-----3/5-5/3-----  
 G-----2/4-4/2----0----2/4-4/2p0-0-----  
 D-----  
 A-----  
 E-----

e-----  
 B-----3---0---5---5b---0---3-----3---5-----  
 G----2/4-----2---4b-----4b---2---  
 D-----  
 A-----  
 E-----

e-----  
 B-----3---0---5---5b---5---3---5-----  
 G----2/4-----2-----4b---2-----  
 D-----  
 A-----  
 E-----



**Hotel California - Eagles****Drums A-02****T-147**

Intro: (Bm)Am (F#)E (A)G (E)D (G)F (D)C (Em)Dm (F#)E -- 2 times

(Bm)Am (F#)E  
On a dark desert highway .. Cool wind in my hair  
(A)G (E)D  
Warm smell of a colitas .. Rising up through the air  
(G)F (D)C  
Up a head in the distance.. I saw shimmering light  
(Em)Dm (F#)E  
My head grew heavy and my sight grew dim.. I had to stop for the night  
(Bm)Am (F#)E  
There she stood in the door way I heard the mission bell  
(A)G (E)D  
And I was thinking to myself This could be heaven and this could be hell  
(G)F (D)C  
Then she lit up a candle And she showed me the way  
(Em)Dm (F#)E  
There were voices down the corridor I thought I heard them say (Chorus:)

-----

**CHORUS**

(G)F (D)C (F#)E  
Welcome to the Hotel California Such a lovely place Such a lovely place  
(Bm)Am (G)F (D)C  
Such a lovely place Plenty of the room at the Hotel California  
(Em)Dm (F#)E  
Any time of year Any time of year You can find it here

-----

(Bm)Am (F#)E  
Her mind is Tiffany twisted She got the Mercedes Benz  
(A)G (E)D  
She got a lot of pretty pretty boys That she calls friends  
(G)F (D)C  
How they dance in the courtyard Sweet summer sweat  
(Em)Dm (F#)E  
Some dance to remember Some dance to forget  
(Bm)Am (F#)E  
So I called up the Captain Please bring me my wine  
(A)G (E)D  
He said We haven't had that spirit here Since nineteen sixty nine  
(G)F (D)C  
And still those voices are calling From far away  
(Em)Dm (F#)E  
Wake up in the middle Of the night just to hear them say (CHORUS:)

-----

(Bm)Am (F#)E  
Mirrors on the ceiling, The pink champagne on ice  
(A)G (E)D  
And she said 'we are all just prisoners here, of our own device'  
(G)F (D)C  
And in the master's chambers, They gathered for the feast  
(Em)Dm (F#)E  
The stab it with their steely knives, But they just can't kill the beast  
(Bm)Am (F#)E  
Last thing I remember, I was Running for the door  
(A)G (E)D  
I had to find the passage back To the place I was before  
(G)F (D)C  
'relax,' said the night man, We are programmed to receive.  
(Em)Dm (F#)E  
You can checkout any time you like, But you can never leave!

## Hotel California - Intro Lead

s= slide to    b=bend    b(f)=bend full note    b(h)=bend half note    v=vbrato    h=hammer  
r-hit next note at end of bend or release.

\*= bend B10 then during bend hit E10 (pinky finger) and still during bend it B10 again.

*Bm*

E-----10-----  
B-----10h-12-12(bf) -10h-12-----7-----7-----\*10(fb)---10(b)-7-10-8b  
G--4s 11-----9(fb)-7-9--7-----7-9--7-----7-9--7-----  
D-----8(b)-9h-11-9-7-7(bf)-----9-8-9-----9-7-9-7-----

E-7---10(fb)-10-10(b)(h)-7v-----10-----10-----  
B--7-----\*10(fb)---10(b)-8v-----7(b)-7(b)-----7b7b7b-  
G-----9(fb)-----9(b)(h)-7 -7h-6-7(fb)---7-9-----9h-7-9-----9h7

Bm F#7

E-----9-----7-----2nd-----7-----7--7-----  
B-----7-10-----7-----part-----7-10-----7-7-----7--7-----  
G-9(fb)-----9(b)-----9(fb)r -7 - 9(fb)---here--9(fb)-----9(fb)-----9(fb)-----9(fb)--9h7--9(fb)

A E G

E-----7-----10-----12-----1715-17-15  
B-----10 (fb)-----10-7---10s12---12h11-10-9-----12-15(fb)-----15(fb)-----  
G--11(fb) --9-11-7-----14(fb)-----  
D-----9-0-----

D Em F#7

E-----15-16-17-17(fb)-----17-17-----17-17  
B--17(Fb)-----15--17-17H15---17(fb)-----19-18-19---19-17--15-17(fb)-----19-18-19-1917-15  
G-----

3RD Part starts here ????? CHECK FIRST SECTION OUT FURTHER

Bm F#7

E--17(fb)-----10-----10-----12(fb) -13-13-13-13-13  
B-----12(fb)-----12(fb)-----11--  
G-----11s9H7-----  
D-----9-8-----

G D Em F#7

E-10---9--7-----14-12-10-----9-10-12  
B---10--8--7-10--8-----10--12-11-----  
G-----7-----7-----7-----12(fb) -11-11-12-12-----  
D-----9---7s5 h4s 7-----

INTRO: Gm

Gm  
Cold late night so long ago When I was not so strong you know  
Fm Gm  
A pretty man came to me Never seen eyes so blue

I could not run away It seemed we'd seen each other in a dream  
Fm Gm  
It seemed like he knew me He looked right through me yeah

----  
Bb5 F Gm Bb5 Fm Gm  
"Come on home, girl" he said with a smile "You don't have to love me yet Let's get high awhile  
F G Bb5 C5 Gm  
But try to understand Try to understand Try try try to understand I'm a magic man."  
--

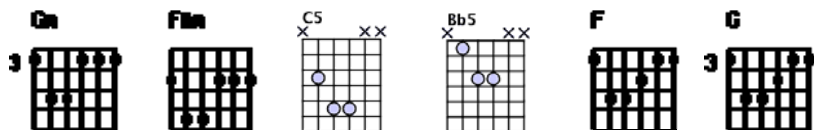
Winter nights we sang in tune Played inside the months of moon  
FM Gm  
"Never think of never, let this spell last forever"

Well, summer lover passed to fall Tried to realize it all  
Fm Gm  
Mama says she's worried Growing up in a hurry, yeah

-----  
Bb5 F Gm Bb5 Fm Gm  
"Come on home, girl" Mama cried on the phone "Too soon to lose my baby yet, my girl should be at home"  
F G Bb5 C5 Gm  
But try to understand, try to understand Try, try, try to understand He's a magic man, Mama, he's a magic man

---  
Bb5 F Gm Bb5 Fm Gm  
"Come on home, girl" he said with a smile "I cast my spell of love on you, a woman from a child"  
F G Bb5 C5 Gm  
But try to understand, try to understand, oh, oh Try, try to understand He's a magic man,

oh, ooh he's got the magic hands--



## **Magic Man Solos**

**Play solo over G5 chord playing over and over**

**Intro:**

**E**

**B-15HB--15-18Fb- 18-15 15-18**

**G--3 sec- 17-15 14-15-17 15-17fb**

**D**

**Rif #2**

**E----9v-11v-12v-14v**

**B**

**G**

**Rif #3**

**E**

**B**

**G---15fb-12**

**D 15fb**

**A**

**E**

**Rif #4 - Play most parts very quickly**

**E**

**B 18fb-18 18-15-18**

**G--3r5 repeat 17Fb 17fb-15 17b-15-17b**

**D--7 secs**

**A**

**E**

# Baracuda - Heart

Drums A-1 Tempo- 130

Rif (2x)

E C GsA DsE2 E  
 So this ain't the end, I saw you again, today I had to turn my heart away  
 C GsADsE2 E  
 Smiled like the sun, kisses for evvveryone And tales, it never fails  
 C E C E  
 You lying so low in the weeds I bet you gonna ambush me  
 D A Rif (1x) then small lead  
 You'd have me down, down, down on my knees Now wouldn't you, Barracuda? Oh

E C GsA D E2 E  
 Back over time we were all tryin, for free You met the porpoise and me ah ha  
 CGsA D E2 E  
 No right, no wrong you're selling a song, a name Whisper game  
 C E C E  
 If the real thing don't do the trick You better, make up something quick  
 D A E F# G E  
 You gonna burn, burn, burn, burn, burn to the wick Oooo, Barracuda, ooooh yeah

E f# G

C A  
 "Sell me, sell you" the porpoise said Dive down deep to save my head You,  
 E F#GA E E F#G E  
 I think you got the blues too  
 D C  
 All that night and all the next Swam without looking back  
 E F#GA E E F#GA E Lead  
 Made for the western pools, silly, silly fools ...

C E C E  
 If the real thing don't do the trick, no You better make up something quick  
 D A  
 You gonna burn, burn, burn, burn, burn it to the wick  
 E E F# G E E F# G E E F# G E then Lead to end  
 Oooo, Barra-Barracuda Yeah

## Baracuda Solos

Rif - (Play E then F# then s to G quickly then hit 3 notes on 12 then 3 notes on fret 5. Start E again then strum once the G power without the top string with one down stroke

### Rif

	E	F#	s	G		E	F#	s	G
E				12s	5				
B				12s	5				
G				12s	5				
D									5
A									5
E									

### Chords ???check on guitar

	E		F#		G		A		D		E2		C		G (without top string
E															
B															
G															
D			4		5				7		9		5		5
A	2		4		5		7		5		7		3		5
E	2		2		3		5								

(Bar Chords just repeat over and over ACDCD ACDCD ACDCD ACDCD)

**Intro: ACD C D 4x- Rif #1 comes in on 5th ACDCD until 8th.**

American woman.....stay away from me.....American woman, mama let me be

Don't come here hanging around my door....I don't want to see your face no more

I got more important things to do....Than spend my time growin' old with you

Now woman....said stay away.....American woman, listen what I say

-----  
(RIF # 1 over ACDCD ACCDD ACDCD ACDCD)

American woman, get away from me.....American woman, mama let me be

Don't come here knocking around my do...Don't want to see your shadow no more

Colored lights can hypnotize.....Sparkle someone else's eyes

Now woman, I said get away.....American woman, listen what I say

-----  
(LEAD #1 over ACDCD -16x then CDCD 4 times)( Last VERSE is 44 x ACDCD)

American woman, I said get way....American woman, listen what I say

Don't come here hanging around my door.....Don't want to see your face no more

I don't need your war machines.....I don't need your ghetto scenes

Colored lights can hypnotize.....Sparkle someone else's eyes

Now woman...get away from me.....American woman, mama let me be

( 2nd lead starts here goes to end)

Go, gotta get away, gotta get away, now go go go

I'm gonna leave you, woman.....Gotta leave you, woman

Bye bye, bye bye.....Bye bye, bye bye You're no good for me.....I'm no good for you

Gonna look at you right in the eye.....Tell you what I'm gonna do

You know I'm gonna leave.....You know I'm gonna go You know I'm gonna leave....You

know I'm gonna go, woman I'm gonna leave you, woman.....Goodbye, American woman

## American Woman Solos

### Rif # 1

E-----16  
B-----15-----14/15  
G--9-11/13v---13/14/16-----12/13-----16  
D-----14

E  
B-----14Hb-16  
G--11b-11b-11Hb--11-9-11-9v-----14Hb-14-12-14-12-----12/13  
D-----14

fast fast  
e:-----12b-14-12-14-12~-- |  
B:-14b-12-14-12-----12-14----- |  
G:----- |

fast bye bye  
e:-----12-----12-----12-----12----- |  
B:-12-14b-12-14-12~----- |  
G:-----12b-----12b-----12b-----12b----- |  
D:----- 14~----- 14~-----14-----14----- |  
A:----- |  
E:----- |

6x  
e:--15b-----15b-----15b-----15b-----  
B:----12---14/15~----- 12---14/15-----12---14/15-----12---14/15--  
G:-----  
D:---- ~----- |

e:--15b-----15b----- |  
B:----12---14/15~----- ~12---14/15----- |  
G:----- |  
D:----- |

e:-----15fb-----17fb--17-17h19p17--16~-19----- 16-- |  
B:-14b-12-----14b(~-----17----- |  
G:-----  
D:-----



## Intro

E-----  
 B- 5-5-5-7-8-----5-3-5-----5-3-5-----  
 G-----5-5-5-7-----3-5-7-----7-----7b-5-3-----  
 D-----5-7b--5--5-7-5-----  
 A-----  
 E-----

## Chorus:

D F G D  
 No time left for you No time left for you  
 2nd singer-- On my way to better things I found myself some wings  
 D F G D  
 No time left for you No time left for you da an da an da  
 2nd singer-- Distant roads are calling me

## Verse 1:

G D Am D  
 No time for a summer friend  
 G D Am D  
 No time for the love you send  
 G D Am D  
 Seasons change and so did I  
 C Bm  
 You need not wonder why  
 C Bm  
 You need not wonder why  
 C Bm  
 There's no time left for you  
 C Bm  
 No time left for you ..ououououou

## Intro lead then Chorus

## Verse 2:

G D AM D G D Am D  
 No time for a gentle rain No time for my watch and chain  
 G D AM D  
 No time for revolving doors  
 C BM C BM  
 No time for the killing floor No time for the killing floor  
 C BM C BM  
 There's no time left for you No time left for you ou ou ou ou  
 C BM

## Intro Lead then Verse 1

## Last part:

D F G D  
 No time no time no time no time  
 D F G D  
 No time no time no time no time  
 F G D  
 I got got got got no time I got got got got no time [rant to fade]

Intro: **Dm7 Cmaj7 C Dm7 Cmaj7 C**

Dm7 Cmaj7 C  
These eyes .. cry every night for you...

Dm7 Cmaj7 C  
These arms... long to hold you again **(CHORUS)**

# **CHORUS**

Am C Am C  
The hurtin's on me I will never be free

Am C G  
You gave a promise to me And you broke it you broke it oh know

Dm7 Cmaj7 C  
These eyes ...watched you bring my world to an end

Dm7 Cmaj7 C  
This heart... could not accept and pretend **(CHORUS)**

# **BRIDGE: ---PLAY 3 TIMES---**

Fmaj7 Cmaj7 Fmaj7 Cmaj7  
These eyes are cryin'

Fmaj7  
These eyes have seen a lot of loves

D  
But they're never gonna see another one like I had with you

Dm7 Cmaj7 C  
These eyes ..cry every night for you...

Dm7 Cmaj7 C  
These arms...long to hold you again **(BRIDGE 3 TIMES then end.)**



INTRO: A-G-D twice

A G D A G D  
 I met a devil woman She took my heart away  
 A G D A G D  
 She said I had it coming to me But I wanted it that way  
 F G  
 I think that any love is good lovin  
 A C#m F#m  
 So I took what I could get ooh..ooh  
 Bm7 D9  
 She looked at me with big brown eyes and said...(CHORUS)


-----  
**CHORUS** (bar chords now-one strum each)

A E D A E D  
 You ain't seen nothin' yet B-B-Baby you just ain't seen nothin' yet  
 A E D  
 Here's something that you're never gonna forget  
 A E D  
 B-B-Baby you just ain't seen nothin' yet

-----  
 A G D A G D  
 And now I'm feelin' better 'Cause I found out for sure  
 A G D A G D  
 She took me to her doctor And he told me of a cure  
 F G  
 I think that any love is good love  
 A C#m F#m  
 So I took what I could get ooh..ooh  
 Bm7 D9  
 She looked at me with big brown eyes and said. (CHORUS)

-----  
 A-G-D A-G-D

F G  
 Any love is good lovin  
 A C#m F#m  
 So I took what I could get yes I took what I could get  
 Bm7 D9  
 And then she looked at me with big brown eyes and said. (CHORUS)



# Not Fragile - Bachman Turner Overdrive BTO

Drum A-2 Temp-80

Bass only then Rif Twice before words

Rif A(5) C(1) G(1) A(1) A(5) D(1) C(1) G(1) A(1) --- RIF (2) Play Top E2 -E3 repeat over

A(5) C(1) G(1) A(1)

A(5) D(1) C(1) G(1) A(1)

Comin' to you across country, Hoping boogies still allowed

A(5) C(1) G(1) A(1)

A(5) D(1) C(1) G(1) A(1)

You ask do we play heavy music, Well are thunderheads just another cloud, and we do

RIF2

A(5) C(1) G(1) A(1) A(5) D(1) C(1) G(1) A(1)

Not Fragile,

straight at you

D

E

RIF

RIF

Then we vanish to the night Still in your ears but out of sight Not Fragile

A(5) C(1) G(1) A(1)

A(5) D(1) C(1) G(1) A(1)

Don't think we feel hurt or wounded , Or our egos are showing thru

A(5) C(1) G(1) A(1)

A(5) D(1) C(1) G(1) A(1)

It's our world that's been disrupted, And our strength reflects from you

RIF2

A(5) C(1) G(1) A(1) A(5) D(1) C(1) G(1) A(1)

Well its true Not Fragile, over you

D

E

RIF

Try us when you're getting down, Feelin' low or just hangin' round

Rif

Not Fragile

(lead over bass-substitute with Rif)

D

E

RIF

The times we travel in our lives, Are hard and give us drive

D

E

RIF

We may seem distant most of the time, But many thoughts are still on our minds

2nd lead over RIF til end

Not Fragile

A

C

C#

D

E

F

G

E

B

G

D

5

6

7

9

10

A

7

3

4

5

7

8

5

E

5

3

Note: Leads are in Am Pent

# Taking Care of Business - BTO

Drums A-01 T-125

C Bb F E  
D-----10-----8  
A---10-----8-----8-----6  
E---8-----6-----8-----6

Note on Rif: Slide to chord(ie D7)from one  
fret up to give proper effect.

RIF#1 -(D7)	RIF#2 (F7)
E-12-12-12-12-12	5-5-5-5-5
B-11-11-11-11-11	4-4-4-4-4
G-12-12-12-12-12--8-6b-	5-5-5-5-5--10-8b
D-----8-6-8-----6-8	-----10-8-10-----8-10
A-----8---	-----10

--Intro: C Bb F C Bb F RIF#1 rif#2 --

C Bb  
You get up every morning, from your alarm clock's warning,  
F C  
fake the 8:15 into the city  
Bb  
There's a whistle up above, and people pushing, people shoving,  
F C  
and the girls who try to look pretty

Bb  
And if your train's on time, you can get to work by nine  
F C  
and start your slaving job to get your pay  
Bb  
If you ever get annoyed, look at me I'm self-employed,  
F C  
I love to work at nothing all day And I'll be... (CHORUS)  
-----  
(CHORUS)

Bb  
Taking care of business, every day  
F C  
Taking care of business, every way  
Bb  
I've been taking care of business, it's all mine,  
F C  
taking care of business, and working overtime Work out!  
-----

RIF#1 Rif#2  
C Bb  
If it were easy as fishing, you could be a musician,  
F C  
if you could make sounds loud or mellow  
Bb  
Get a second-hand guitar, chances are you'll go far,  
F C  
if you get in with the right bunch of fellows

Bb  
People see you having fun, just a-lying in the sun,  
F C  
tell them that you like it this way  
Bb  
It's the work that we avoid, and we're all self-employed,  
F C

we love to work at nothing all day.. And we'll be... (CHORUS)then lead

(CLAPPING ONLY)(spoken)- Whoo Alright..oow Takin care of business  
CCFFF EEBbBbBb CCFFF EEBbBbBb

CCFFF EEBbBbBb CCFFF EEBbBbBb  
Take good care of our business When I'm away....every day whoo2nd lead  
-----

C Bb  
You get up every morning, from your alarm clock's warning,  
F C  
fake the 8:15 into the city

Bb  
There's a whistle up above, and people pushing, people shoving,  
F C  
and the girls who try to look pretty

Bb  
And if your train's on time, you can get to work by nine  
F C  
and start your slaving job to get your pay

Bb  
If you ever get annoyed, look at me I'm self-employed,  
F C  
I love to work at nothing all day And I'll be... (CHORUS)  
-----

(CHORUS)

Bb  
Taking care of business, every day  
F C  
Taking care of business, every way

Bb  
I've been taking care of business, it's all mine,  
F C  
taking care of business, and working overtime Workin!  
-----

(clapping only)

Taking care of business Taking care of business  
Taking care of business Taking care of business

(strum on chord only-2 strums per chord)

C Bb  
Taking care of business, every day  
F C  
Taking care of business, every way

Bb  
I've been taking care of business, it's all mine,  
F C  
taking care of business, and working overtime

(REGULAR GUITAR )

C Bb  
Taking care of business Taking care of business  
F C  
Taking care of business Taking care of business  
-----

((note:))

CAN USE ALTERNATE CHORD f7 FORMATION OF 2ND RIF. LITTLE EASIER

E-10-11

B-10

G-10

Intro: D A E F#m Bm Bm7 F#m ( twice no words)

D A E F#m Bm Bm7 F#m  
Good bye , I lied, don't cry, won't you let it ride

D A E F#m Bm Bm7 F#m  
Good bye , I lied, don't cry, won't you let it ride

F#m(rock)  
You can't see the mornin, but I can see the light Ride,ride, ride, let it ride

Well you've been out a runnin, I've been waitin half the night  
F#m E  
Ride,ride, ride, let it ride (CHORUS)

### CHORUS

D A E F#m Bm Bm7  
Would you cry if I told that I lied or would you say good bye  
F#m  
Would you let it ride  
D A E F#m Bm Bm7  
Would you cry if I told that I lied or would you say good bye  
F#m  
Would you let it ride

F#m  
Babe my life is not complete, I never see you smile

Ride,ride, ride, let it ride

Babe you want the forgivin kind but that's just not my style  
F#m E  
Ride,ride, ride, let it ride ( CHORUS)

-----  
Guitar solo...

F#M  
I've been doin things worthwhile and you've been bookin time  
F#m E  
Ride,ride, ride, let it ride (CHORUS)

-----  
F#m  
Would you let it ride Would you let it ride Would you let it ride Would you let it ride

D A E F#m Bm Bm7 F#m ( 6 times no words)

INTRO FGFG FGFG FGFG FGFG

FGFG F G FG FGFG FGFG  
 Girl, you really got me goin' You got me so I don't know what I'm doin'  
 FGFG F G FG FGFG FGFG  
 Yeah, you really got me now You got me so I can't sleep at night  
 GAGA GAGA GAGA GAGA  
 Yeah, you really got me now You got me so I don't know what I'm doin', now  
 CDCD C DC D CDCD  
 Oh yeah, you really got me now You got me so I can't sleep at night  
 C D C D C D C D C D C D C  
 You Really Got Me You Really Got Me You Really Got Me

-----  
 FGFG F G FG FGFG FGFG  
 See, don't ever set me free I always wanna be by your side  
 FGFG F G FG FGFG FGFG  
 Yeah, you really got me now You got me so I can't sleep at night  
 GAGA GAGA GAGA GAGA  
 Yeah, you really got me now You got me so I don't know what I'm doin', now  
 CDCD C DC D CDCD  
 Oh yeah, you really got me now You got me so I can't sleep at night  
 C D C D C D C D C D C D C  
 You Really Got Me You Really Got Me You Really Got Me

-----  
 FGFG F G FG FGFG FGFG  
 See, don't ever set me free I always wanna be by your side  
 FGFG F G FG FGFG FGFG  
 Yeah, you really got me now You got me so I can't sleep at night  
 GAGA GAGA GAGA GAGA  
 Yeah, you really got me now You got me so I don't know what I'm doin', now  
 CDCD C DC D CDCD  
 Oh yeah, you really got me now You got me so I can't sleep at night  
 C D C D C D C D C D C D C C C C  
 You Really Got Me You Really Got Me You Really Got Me

-----  
 add chords drawings



**Chorus:**

**Could have been sweet as wine, you could have been a lady**

**Could have been sweet as wine, you could have been a lady. *1st lead.***

**Rif 2**  
If I told you where you're goin' to

**Rif 2**  
You'd laugh in my face, say I'm out of place, mind your business

**Rif 2**  
And they all want you, to make love to

**Rif 2**  
It's ashame, the fate of the game, the way it delights you

**(Chorus)**



**Intro and throughout song**

**Rif #1 -FINGER PICK 5TH (A-2ND TOP ) AND 3RD G(3RD FROM BOTTOM) WHILE CHANGING NOTES ON G.**

**RIF 1 Part (1) - G- 9-12-12-14-12-7-9 then RIF PART (2)- 7-5-7-5-7-5-0-2 NOTE: ABOUT 10 BEATS BETWEEN 1 AND 2**

**Rif #2 - Used for last verse only ....Pick 5th string then G- 9 repeatedly.**

**Intro: ( play once) Rif 1-part 1      Rif 1-part 2**

**VERSE #1**

**Rif 1-part 1      A5 C5 D5 C5 G5 A5**

**Weeping widow, don't you cry**

**Rif 1-part 2      A5 C5 D5 C5 G5 A5**

**Dressed in black, I don't know why**

**Rif 1-part 1      A5 C5 D5 C5 G5 A5**

**All the time that you've been waiting**

**Rif 1-part 2      A5 C5 D5 C5 G5 A5**

**You should feel like celebrating      CHORUS**

**Chorus:**

**A5      G5      D5**

**He'll make you free as a bird in the skyyyyyyyyyyyyyyyyyyyyy**

**A5      G5      A5(3x)F5(3x)Bb5(3x)G5(3x)      A5(3x)F5(3x)Bb5(3x)G5(3x)**

**Free as a bird in the skyyyyyyyyyyyyyyyyyyyyy**

**A5(3x)      F5(3x)      Bb5(3x)      G5(3x)**

**Look out stranger, here comes danger.... Don't let it look you in the eye, boy**

**A5(3x)      F5(3x)      Bb5(3x)**

**You better take care, you know you've got to beware...**

**G5(3x)      A5 C5 D5 C5 G5 A5**

**Don't let it look you in the eye, boy,**

**A5 C5 D5 C5 G5 A5      A5 C5 D5 C5 G5 A5**

**Weeping widow woo woo**

**Rif 1-part 1      A5 C5 D5 C5 G5 A5**

**Weeping widow, spend your leisure**

**Rif 1-part 2      A5 C5 D5 C5 G5 A5**

**In you castle full of pleasure**

**Rif 1-part 1      A5 D5 C5 G5 A5**

**When his spirit comes to haunt you**

**Rif 1-part 2      A5 C5 D5 C5 G5 A5**

**In your chamber, he will taunt you      CHORUS**

**VERSE #1 - RIF #2 Only. No chords. No chorus after.**

**A5 C5 D5 C5 G5 A5      A5 C5 D5 C5 G5 A5      A5 C5 D5 C5 G5 A5**

**A5 C5 D5 C5 G5 A5**

**A5 C5 D5 C5 G5 A5**

**Weeping widow woh woh**

**You gotta ruuun**

**A5 C5 D5 C5 G5 A5**

**A5 C5 D5 C5 G5 A5**

**Weeping widow woh woh**

**You better see what's in store**

**A5 C5 D5 C5 G5 A5**

**A5 C5 D5 C5 G5 A5**

**Weeping widow woh woh**

**You gotta ruuun**

# Weeping widow chords:

A5      C5      D5      G5  
 E-----  
 B-----  
 G-----5-----7-----  
 D---7-----5-----7-----5  
 A---7-----3-----5-----5  
 E---5-----3

A5      F5      B5      G5  
 -----  
 -----  
 -----4-----  
 7-----3-----4-----5  
 7-----3-----2-----5  
 5-----1-----3

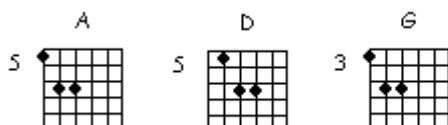
INTRO: AD AD AD AD

A G A DA DA  
 Look at all the places we been, and look where we are  
 G A DA DA  
 Something is amiss here cause we never seem to get very far  
 D A DA DA  
 Now I got a feeling, a plan, some music to sing  
 D E  
 And I'm looking for the right words to convey the message we bring  
 D E D E D  
 If you can hear it, mmm, I'm gettin' near it, if I can say it  
 A G D GA  
 Drop your guns, and raise your hands in the air  
 G D GA AD AD AD As  
 You're the one that started all the trouble out there  
 -----

A G A DA DA  
 Grease me, I'm near you, blast me, I'm in your way  
 A G A DA DA  
 You're the thing in a song, that really ought to be put away  
 A D A DA DA  
 Now i got a feeling, a plan, some music to sing  
 D E  
 And I'm looking for the right words to convey the message we bring  
 D E D E D  
 If you can hear it, mmm, I'm gettin' near it, if I can say it

A G D GA  
 Drop your guns, and raise your hands in the air  
 A G D GA  
 Drop your guns, and raise your hands in the air

A G D GA  
 Drop your guns, and raise your hands in the air



E	RIF (From E stretch baby finger to 11 and then 12 fret)
E-----	E-----
B-----	B-----
G---7-----	G---7-----
D---7-9	D---7-9---11-12
A---7-----	A---7-----
E-----	E-----

Intro (all chords in song are barre chords) E RIF

E	RIF	E	RIF
Get your motor runnin'		head out on the highway	
E	RIF	E	RIF
Lookin' for adventure		in whatever comes our way	(CHORUS )

-----  
CHORUS

G	A	E	G	A	E
Yeah, darlin' gonna make it happen		Take the world in a love embrace			
G	A	E	G	A	E
Fire all of the guns at once and		explode in the space			

E	RIF	E	RIF
I like smoke and lightning'		Heavy metal thunder	
E	RIF	E	RIF
Wrestlin' with the wind		And the feelin' that I'm under	(CHORUS )

E	G
Like a true nature's child	We were born, born to be wild
A	G
We could climb so high, I never wanna die .....	
E	D
Born to be wild...	Born to be wild...

E	RIF	E	RIF
Get your motor runnin'		head out on the highway	
E	RIF	E	RIF
Lookin' for adventure		in whatever comes our way	(CHORUS )

E	G
Like a true nature's child	We were born, born to be wild
A	G
We could climb so high, I never wanna die .....	
E	D
Born to be wild...	Born to be wild...

**Intro:** *Rif #1- 6x. Lead starts at begin of #3*

*Rif#1- 2x*

**You know I've smoked a lot of grass O'Lord, I've popped a lot of pills**

*Rif #1 2x*

**But I never touched nothin' um um That my spirit could kill**

*Rif #2 2x*

**You know, I've seen a lot of people walkin' 'round**

**With tombstones in their eyes**

*Rif #1 2x*

**But the pusher don't care Ah, if you live or if you die (Chorus)**

-----  
**( Chorus:)**

*Rif#1- 2x*

*small lead*

**God damn, um um the pusher**

*Rif#1- 2x*

*small lead*

**God damn, hay hay I say the pusher**

*Rif #1 1x - then first 3 chords of Rif #1 single strum Rif #1-2x (8x 2nd chorus-*

**I said God damn, God damn the pusher man** *airplane end 2nd &3rd chorus)*

-----  
*Rif#1- 2x*

**You know the dealer, the dealer is a man With the love grass in his hand**

*Rif #1 2x*

**Ah but the pusher is a monster Good God, he's not a natural man**

*Rif #2 2x*

**The dealer for a nickel Lord, will sell you lots of sweet dreams**

*Rif #1 2x*

**Ah, but the pusher ruin your body,**

**Lord, he'll leave your, he'll leave your mind to scream**

-----  
*Rif#1- 2x*

**Well, now if I were president of this land**

**You know, I'd declare total war, on the pusher man**

*Rif #1 2xtotal over last lines*

**I'd cut if he stands, And I'd shoot him if he'd run**

*Rif#1-3x*

**Yes, I'd kill him with my Bible And my razor and my gun ( Chorus)**

## The Pusher Rifs

### Rif #1

E--

B

G-4--5--7--5

D

A-5--7--8--7

E

### Rif #2

E

B--5--6--8--6

G

D--5--7--8--7

A

E

Lead is mostly played in fret 10-12 area. Dm pent area. Starts in the 15-17 area.(G and D string) . The chorus lead is in the 15-17and moves into 10-12.



# Walk this Way - Aerosmith

Drums - A-02

T-110

----Intro: Drums for a few seconds then Main Rif :---

C and C+7 throughout all verses

Backstroke lover always hidin' 'neath the cover 'Till I talked to my daddy he say..

He said, you ain't seen notin' 'Till you're down on a muffin

Then you're sure to be a-changin' your ways..

I met a cheerleader, was a real young bleeder All the times I can reminisce..

Ah the best thing lovin' with her sister and her cousin

Started with a little kiss, like this. (RIF )

-----  
See-saw swingin' with the boys in the school With your feet flyin' up in the air.

Singin' hey diddle-diddle with the kitty in the middle

You be swingin' like you just didn't care.

So I took a big chance at the high school dance With a missy who was ready to play.

Was it me she was foolin'? 'Cause she knew what she was doin'

Taught me how to walk this way She told me to ( Chorus)

-----  
Chorus:

C	F	C	F	C	F	C	F
Walk this way,		Walk this way,		Walk this way,		Walk this way	
C	F	C	F	C	F	C	F
Walk this way,		Walk this way,		Walk this way,		Walk this way	

(short lead over C and C+7 )

Ah, just give me a kiss,

Like this (Rif)

-----  
School girl sadie with the classy kinda sassy Little skirt climbing way up her knees..

There was three young ladies in the school gym locker When I noticed they was lookin' at me.. I was a high school loser, never made it with a lady

Till the boys told me something I missed...

Then my next door neighbour with a daughter had a favour

Took me just a little kiss, like this (RIF)

-----  
See-saw swingin' with the boys in the school With your feet flyin' up in the air...

Singin' hey diddle-diddle with the kitty in the middle

You be swingin' like you just didn't care...

So I took a big chance at the high school dance With a missy who was ready to play...

Was it me she was foolin'? 'Cause she knew what she was doin' Told me how to walk this way She told me to (Chorus)

Just give me a kiss ..Like this (Long lead over RIF until end )

## Walk This Way Lead and Chords

**RIF** ( Note: the three 0's sin a row below means play top 3 strings but mute)

```

E ----- 0
A 0 1 s2 0 1 s2 0 0 1 s2 0 1 s2 3
D 2 2 0 2 2 2

```

```

E 0
A 0 1 s2 0 1 s2 0 0 1 s2 0 1 s2
D 2 2 0 2 2 A chord

```

### **Chords:**

<u>A</u>	<u>C</u>	<u>C+7</u>	<u>F</u>
E	8	8	8
A	8 - 10	8--10---12	8
D 2	8	8	8--10
G 2	8	8	8
B 2	8	8	8
E	8	8	8

### **LEAD:**

Play in Cm Pentatonic area. Play first over the chords to the verse and 2nd lead play over the Rif

### **Notes:**

For the verse you rotate between the C power chord and the C power chord plus the 10th note on the 2nd string (I called this C+7). Like the blues.

# Rock You Like A Hurricane - Scorpions      Drums A-02 T-126

**Intro and Chorus : E5(3x) G5(2x) A5(2x) C5(1x) D5(2x) - Play 8 times. Lead comes in over top after 4 times. ( play lead in Em Pent scale)**

-----

C5	E5	C5	E5 D5	C5	E5	C5	D5
<b>It's early morning, the sun comes out</b>				<b>Last night was shakin and pretty loud</b>			
C5	E5	C5	E5 D5	C5	E5	C5	D5
<b>My cat is purring, it scratches my skin</b>				<b>So what is wrong with a night of sin?</b>			
C5	E5	C5	E5 D5	C5	E5	C5	D5
<b>The bitch is hungry, she needs to tell</b>				<b>So give her inches and feed her well</b>			
C5	E5	C5	E5 D5	C5	E5	C5	D5
<b>More days to come, new places to go</b>				<b>I've got to leave, it's time for the show</b>			

-----

## Chorus:

E5	G5 A5	C5	D5	E5	G5 A5 C5 D5
<b>Here I am</b>		<b>Rock you like a hurricane</b>			
E5	G5 A5	C5	D5	E5	G5 A5 C5 D5
<b>Here I am</b>		<b>Rock you like a hurricane</b>			

-----

C5	E5	C5	E5 D5	C5	E5	C5	D5
<b>My body is burning, it starts to shout</b>				<b>Desire is coming, it breaks out loud</b>			
C5	E5	C5	E5 D5	C5	E5	C5	D5
<b>Lust is in cages till storm breaks loose</b>				<b>Just have to make it with someone I choose</b>			
C5	E5	C5	E5 D5	C5	E5	C5	D5
<b>The night is calling, I have to go</b>				<b>The wolf is hungry, he runs the show</b>			
C5	E5	C5	E5 D5	C5	E5	C5	D5
<b>He's licking his lips, he's ready to win</b>				<b>On the hunt tonight for love at first sting</b>			

**( Chorus Twice ----then long lead over Intro rif)**

-----

C5	E5	C5	E5 D5	C5	E5	C5	D5
<b>It's early morning, the sun comes out</b>				<b>Last night was shakin and pretty loud</b>			
C5	E5	C5	E5 D5	C5	E5	C5	D5
<b>My cat is purring, it scratches my skin</b>				<b>So what is wrong with a night of sin?</b>			
C5	E5	C5	E5 D5	C5	E5	C5	D5
<b>The night is calling, I have to go</b>				<b>The wolf is hungry, he runs the show</b>			
C5	E5	C5	E5 D5	C5	E5	C5	D5
<b>He's licking his lips, he's ready to win</b>				<b>On the hunt tonight for love at first sting</b>			

-----

**( Chorus 4x) Here I am..**

-----

	A5	C5	D5	E5	G5
E	5				3
A	7	3	5	7	5
D	7	5	7	9	5
G		5	7	9	

## Rock Me Like A hurricane Solo

Main solo:

e|-----12-|-----17^17^---|-----|

B|-15p12h15---|17^17^-----|17p15-17p15-17\p15-17p15-17\p15-|

G|-----|-----14~|-----

-----

solo:

e|-----22^-----|

B|-----20-22-22^---22^22~|

G|-----12-14-----14-16-19-21-----|

D|-----12-14-----14-17-12-14-----14-17-----|

A|-12-14-----14-17-----|

E|-----|

e|-----19-22^22^~|-----|-----22^22--|

B|-----|-----|-----|

G|-----|---19---19---19-|----16-18-----|

D|-----17-19-20-----|19---19---19---|17-19-----|

A|-12-13-14-17-19-----|-----|-----|

E|-----|-----|-----|

e|19-22-20-19-17-20-19-17-15-19-17-15-17-19-|-----|

B|-----|---8-10-12-10-8-|

G|-----|9-----|play

D|-----|-----|three times

A|-----|-----|

E|-----|-----|

Intro: A D E

**CHORUS**

A D E D A D E

Wild thing..... you make my heart sing

D A D ED

You make everything.....groovy.

A DE

Wild thing

-----  
GAGA

GAGA

GAGA

Wild thing-I think I love you..... But I wanna know for sure.

GAGA

Come on and hold me tight

I love you.

A D E D A D E D (CHORUS)

-----

A D E D A D E D A D E D A D E D G A G A

GAGA

Wild thing-I think you move me

GAGA

But I wanna know for sure

GAGA

Come on and hold me tight

You move me.

A D E D A D E D (CHORUS)

D A DE

Come on come on wild thing.

D A DE

Shake it shake it wild thing. (fade out)

# Bad To The Bone- George Thorogood

Drums A-01 T-90 ( maybe 149)

Note: Played in open g tuning which means from bottom DBGDGD. Can be played in standard tuning and sounds good as well. Only play 3 middle strings in Rifs.

Intro rif (irif)	Verse rif (vrif)
E-0-0-0-0-0-0	-0-0-0-0-0-0
B-0-0-5-0-3-0	-0-5-0-3-0
G-0-0-5-0-3-0	-0-5-0-3-0
D-0-0-5-0-3-0	-0-5-0-3-0
A-0-0-0-0-0-0	-0-0-0-0-0-0
E-0-0-0-0-0-0	-0-0-0-0-0-0

-----  
Intro: irif -4x on 4th slide to 12th fret. Then Vrif -slide to 12 fret 2x  
-----

	vrif	
On the day I was born,		
	vrif	
the nurses all gathered 'round		
	vrif	
And they gazed in wide wonder,		
	vrif	
at the joy they had found		
	vrif	
The head nurse spoke up,		
	vrif	
and she said leave this one alone		
	vrif	
She could tell right away,		
	vrif	
that I was bad to the bone		
	vrif	
Bad to the bone		
	vrif	
Bad to the bone		
	vrif	
B-B-B-B-Bad to the bone		
	vrif	
B-B-B-B-Bad		
	vrif	
B-B-B-B-Bad		
	vrif - slide to 12th	
Bad to the bone		
	vrif	
I broke a thousand hearts,	before I met you	vrif
	vrif	vrif
I'll break a thousand more baby,	before I am through	
	vrif	vrif
I wanna be yours pretty baby,	yours and yours alone	
	vrif	vrif
I'm here to tell ya honey,	that I'm bad to the bone	
	vrif	vrif
Bad to the bone	B-B-B-Bad	B-B-B-Bad
	vrif	vrif
I make a rich woman beg,	I'll make a good woman steal	
	vrif	vrif
I'll make an old woman blush,	and make a young woman squeal	
	vrif	vrif
I wanna be yours pretty baby,	yours and yours alone	
	vrif	vrif
I'm here to tell ya honey,	that I'm bad to the bone	
	vrif	vrif
B-B-B-Bad	B-B-B-Bad	B-B-B-Bad
	vrif	vrif
Bad to the bone		

## Long Cool Woman In A Black Dress- Hollies

## Play Intro Rif (2x)

**Rif 1** **G** **A** **Rif 1**  
**Saturday night I was downtown Working for the F.B.I.**  
**G** **A** **Rif 1**  
**Sitting in a nest of bad men Whiskey bottles piling high**  
**G** **A** **Rif 1**  
**Bootlegging boozier on the West Side Full of people who are doing wrong**  
**G** **A** **Rif 1**  
**Just about to call up the D.A. man When I heard this woman sing a song**

## Guitar break

**A** **B**  
**A** pair of 45s made me open my eyes    My temperature started to rise  
**A** **G** **E**  
She was a long cool woman in a black dress    Just-a 5'9, beautiful, tall  
**A** **G** **Rif 1**  
With just one look I was a bad mess    Cause that long cool woman had it all

<b>Rif 1</b>	<b>G</b>	<b>A</b>	<b>Rif 1</b>
<b>I saw her head up the table</b>	<b>Well, a tall walking big black cat</b>		
	<b>G</b>	<b>A</b>	<b>Rif 1</b>
<b>When Charlie said I hope that you're able boy</b>	<b>Well, I'm telling you she knows where it's at</b>		
	<b>G</b>	<b>A</b>	<b>Rif 1</b>
<b>Then suddenly we heard the sirens</b>	<b>And everybody started to run</b>		
	<b>G</b>	<b>A</b>	<b>Rif 1</b>

**A-jumping out of doors and tables**      **When I heard somebody shooting a guuuuun**

**Rif 1** **G** **A** **Rif 1**  
**Well, the D.A. was pumping my left hand** **And a-she was a-holding my right**

**G**

**Well I told her don't get scared      'Cause you're gonna be spared**

**A**  
**I've gotta be forgiving if I wanna spend my living With a long cool woman in a black dress**

**G                    E                    A**  
**Just a 5'9 beautiful tall                    Yeah,                    with just one look I was a bad mess**

**G                      A                      Rf1**  
**'Cause that long cool woman had it aaaaalll Had it all    had it aaaaaal had it all ..had it all**

**had it all....uuummm had it all had it all**

## Long Cool Woman Lead

### Intro Rif -

```

E
B      0    0    0    0
G      0    0    0    0
D      0-5   4    2    0      0-2-----0-----0-----0-----0
A-----0h2-----2-----0-----2-----4
E --0-----3-----2-----3-----5-----3-2-0
--

```

**Note:** Play When 3 notes are close together such as (5-0-0),( 4-0-0) ,(3-2-0) etc, play down on 4th string D then down on 3rd string G and then up on 2nd string B.

-----

### Rif 1 (played throughout song )

```

E
B
G
D--2-----2
A--2 ---4-5-4--- 2
E --0 -----0
-----

```

**Chords:** (G and A are bar chords using top 2 strings only) . The E is a standard E

	G	A	E
E			
B			
G			1
D			3
A	5	5	2
E	3	5	



RIF#1

E----

B--9--

G--9--

D--9-

A--9 h 11

E

RIF#2

E-----

B-----

G----- OR

D-----

A-----2-5-0-2

E --2-5-----

-----0

---0--2---0-2

-2

S= SLIDE TO NEXT CHORD

SU=SLIDE UP FRET

Intro: AsBsu EBsu Rif#1 Bsu AsBsu EBsu Rif#1 Bsu AsBsu EBsu Rif#1 Bsu RIF#2

[B]Well I been looking real hard and I'm tryin' to find a job but it

[A]just keeps getting tougher every day

But I [E]gotta do my part cause I know in my heart I gotta

[B]please my sweet baby yeah

[B]Well I aint superstitious and now don't get suspicious but my

[A]woman is a friend of mine

And I [E]know that it's true that all the things that I do will come

[B]back to me in my sweet time

So keep on [B]rock'n me baby Keep on [A]rock'n me baby

Keep on [E]rock'n me baby Keep on [B]rock'n me baby

[B]I went from Phoenix Arizona all the way to Tacoma

Phila[A]delphia Atlanta LA

[E]Northern California where the girls are warm so I could be

[B]with my sweet baby yeah

So keep on [B]rock'n me baby Keep on [A]rock'n me baby

Keep on [E]rock'n me baby Keep on [B]rock'n, rock'n me baby baby baby baby

AsBsu EBsu

RIF#1 Bsu

AsBsu

EBsu RIF#1

Keep on rock'n, rock'n me baby Keep on a rock'n, rock'n me baby

RIF#2

wooooooooooooooooooooo yeah

[B] Don't get suspicious and now don't be suspicious babe you

[A] know you are a friend of mine

And you [E]know that its true that all the things that I do are gonna

[B]come back to you in sweet time

[B]I went from Phoenix Arizona all the way to Tacoma

Phila[A]delphia Atlanta LA

[E]Northern California where the girls are warm so I could be

[B]with my sweet baby yeah

So keep a [B]rock'n me baby Keep a [A]rock'n me baby

Keep a [E]rock'n me baby

Keep on a [B]rock'n me rock'n me rock'n baby baby baby

Keep on a [B]rock'n me baby Keep on a [A]rock'n me baby

Keep on a [E]rock'n me baby Keep on a [B]rock'n me baby

**Smokin' in the Boy's Room - Brownsville Station / Motley Crew Drums A-02 T-136**

C# D A A# G  
D---6-----7-----0-----0-----0--  
A---4-----5-----7-----8-----5--  
E---0-----0-----5-----6-----3--

(S)- MEANS SLIDE TO NEXT CHORD

C#(S)D repeated - over intro words

How you doin' out there? Ya ever seem to have one of those days. Where it just seems like everybody's gettin' on your case? From your teacher all the way down to your best girlfriend?

Well, ya know, I used to have 'em just about all the time But I found a way to get out of 'em Let me tell you about it!

C#(S)D C#(S)D  
Sitting in the classroom thinking it's a drag  
A(S)A# A(S)A#  
Listening to the teacher rap just ain't my bag  
C#(S)D C#(S)D  
The noon bells rings you know that's my cue  
A(S)A# A(S)A#  
I'm gonna meet the boys on floor number two **(CHORUS)**

**CHORUS**

G D  
Smokin' in the boys' room Smokin' in the boys' room  
A G  
Now, teacher, don't you fill me up with your rules  
A G C#(S)D  
'Cause everybody knows that smokin' ain't allowed in school

C#(S)D C#(S)D  
Checkin' out the halls makin' sure the coast is clear  
A(S)A# A(S)A#  
Lookin' in the stalls, "No, there ain't nobody here!"  
C#(S)D C#(S)D  
Oh, my buddy Fang and me and Paul  
A(S)A# A(S)A#  
To get caught would surely be the death of us all **(CHORUS)**

C#(S)D C#(S)D  
Oh, put me to work in the school book store  
A(S)A# A(S)A#  
Check out counter and I got bored  
C#(S)D C#(S)D  
Teacher was lookin' for me all around  
A(S)A# A(S)A#  
Two hours later you know where I was found **(CHORUS 2x)**

# Satisfaction - Rolling Stones

Drums A-02 T-136

## Main Riff

E- |-----  
B- |-----  
G- |-----  
D- |-----  
A- | -2--2---2--4--5---5--5--4--2--2  
E- |-----

Intro: Play main riff 5 times

## Chorus:

E                    A                    E                    A  
I can't get no satisfaction I can't get no satisfaction  
                         E                    B7                    E                    A                    Rif  
'Cause I try \_\_\_\_ and I try \_\_\_\_ and I try \_\_\_\_ and I try \_\_\_\_ I can't get no, I can't get no

*Main riff repeated*

When I'm drivin' in my car And that man comes on the radio

He's tellin' me more and more About some useless information

Supposed to fire my imagination

*(no chords) Main rif*

I can't get no, oh no no no Hey hey hey, that's what I say (chorus)

*Main rif*

When I'm watchin' my TV And that man comes on to tell me

How white my shirts can be But he can't be a man 'cause he doesn't smoke

The same cigarettes as me I can't get no, oh no no no

*(no chords) RIF*

Hey hey hey, that's what I say

E                    A                    E                    A  
I can't get no satisfaction I can't get no girl reaction  
                         E                    B7                    E                    A  
'Cause I try \_\_\_\_ and I try \_\_\_\_ and I try \_\_\_\_ and I try \_\_\_\_ I can't get no, I can't get no

*Main rif*

When I'm ridin' round the world And I'm doin' this and I'm signing that  
And I'm tryin' to make some girl Who tells me baby better come back later next week  
'Cause you see I'm on losing streak

*(no chords) RIF*

I can't get no, oh no no no Hey hey hey, that's what I say

*Main rif*

I can't get no----- I can't get no----- I can't get no----- satisfaction

No satisfaction, no satisfaction, no satisfaction, no satisfaction I can't get no (end)

A D  
 I MET A GIN SOAKED BARROOM QUEEN IN MEMPHIS  
 A E A  
 SHE TRIED TO TAKE ME UPSTAIRS FOR A RIDE  
 A D  
 SHE HAD TO HEAVE ME RIGHT ACROSS HER SHOULDER  
 A E A  
 CAUSE I JUST CAN'T SEEM TO DRINK YOU OFF MY MIND (**CHORUS**)

---

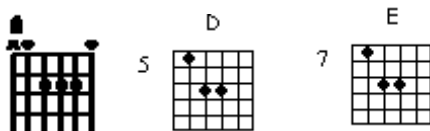
**CHORUS**

E D A  
 IT'S THE HONKY TONK WOMEN  
 E D A  
 GIVE ME, GIVE ME, GIVE ME, THE HONKY TONK BLUES

---

A D  
 I LAID A DIVORCEE IN NEW YORK CITY  
 A E A  
 I HAD TO PUT UP SOME KIND OF A FIGHT  
 A D  
 THE LADY THEN SHE COVERED ME UP IN ROSES  
 A E A  
 SHE BLEW MY NOSE AND THEN SHE BLEW MY MIND (**CHORUS**)

---



Intro: Chords 1 and 2. (Repeat twice with no words. Repeat through song except chorus)

If you start me up If you start me up I'll never stop

You can start me up You can start me up I'll never stop

I've been running hot You got me just about to blow my top

You can start me up, you can start me up, I'll never stop, never stop, never stop, never stop

C F Eb C F Eb C F Eb

You make a grown man cry You make a grown man cry You make a grown man cry

C C4 C C4 C C4 C

Spread out the oil, the gasoline I walk smooth ride in a mean, mean machine

Start it up You can start me up Kick on the starter, give it all you've got (You got, you got)

I can't compete With the riders in the other heats

If you rough it up If you like it you can slide it up, slide it up Slide it up, slide it up

C F Eb C F Eb C F Eb

Don't make a grown man cry Don't make a grown man cry Don't make a grown man cry

C C4 C C4 C

My eyes dilate, my lips go green My hands...

You can start me up Kick on the starter, give it all you've got (You got, you got)

I can't compete With the riders in the other heats

If you rough it up If you like it you can slide it up, slide it up Slide it up, slide it up

C F Eb C F Eb C F Eb

Don't make a grown man cry Don't make a grown man cry Don't make a grown man cry

C C4 C C4 C C4 C

My eyes dilate, my lips go green My hands are greasy, she's a mean, mean machine

Start it up Start me up Ah, you've got to, you've got to

Never, never, never stop Start it up Ah, start it up, never, never, never

C F Eb C F Eb C F Eb

You make a grown man cry You make a grown man cry You make a grown man cry

C C4 C C4 C C4 C

Ride like the wind, at double speed I'll take you places that you've never, never seen.

You start it up Love the day when we will never stop Never stop, never, never, never stop

Tough me up Never stop, never stop

You, you, you make a grown man cry You, you make a dead man cry,

You, you, you make a dead man cry

## START ME UP ---Tuning and Chords

This is in "Double G" tuning. Starting at top string you tune to DGDGBD. This means you need to change the tuning on 3 strings, top and bottom E strings and 2nd string A. Tune down top E by hitting 4th string D and lowering the top E to D. Lowering 2nd string G by hitting 3rd string G and lowering. Lower bottom string E by hitting D and lowering.

Note: Chords in Double G are different than in standard tuning. When you hit all open strings with no fingering this is G.

Song: Repeat the intro throughout entire song except for Chorus -"you make a grown man etc"

Chorus: Rotate between C and C4 which is only 1 note. Last chorus just play chords 1 and 2. Don't change to C and C4.

Note: When playing chord 2 just touch and lift the 5 note over and over. Play top 3 strings only when playing chord 2 and the bottom 5 when playing chord 1.

Chords: C is all strings covered on 5th fret. F is all strings covered on 10 fret. Not sure of names of chords. So call intro chords 1 and 2.

	1	2	C	C4	D	Eb
E	5	3	5	5	7	8
A	5	3	5	5	7	8
D	5---7	3---5	5	5	7	8
G	5	3	5	5	7	8
B	5---6	3	5	5--6	7	8
E	5	3	5	5	7	8

Open G tuning. DGDGBD -- x below means times hit chord. (1x means once)

Intro: Fsus (1x) F(1x) C(2x) Csus (2x)C(2x) - play 4 times now words.

Then play 2 times -Eb Esus C Csus Ab Ab9 Bb Bb9.

-----

C F  
Gold coast slave ship bound for cotton fields Sold in a market down in New Orleans  
C

Scarred old slaver knows he's doing alright

Bb C

Hear him whip the women just around midnight ( Chorus)

-----

Chorus: (OPEN G - SMALL RIF BEFORE

G RIF G C Csus C Csus

Brown sugar , how come you taste so good?

G RIF G C Csus C Csus

Brown sugar, just like a young girl should

-----

Eb Ebsus C Csus Ab Ab9 Bb Bb9.

C

Drums beating, cold English blood runs hot

F

Lady of the house wonderin' where it's gonna stop

C

House boy knows that he's doing alright

Bb C

You shoulda heard him just around midnight (Chorus)

-----

(Guitar intro times then play chorus over the words below.)

Ah, get along, brown sugar, how come you taste so good, baby?

Ah, got me feelin' now, brown sugar, just like a black girl should

-----

C F  
I bet your mama was a tent show queen -- And all her boyfriends were sweet sixteen

C Bb C

I'm no schoolboy but I know what I like -- You shoulda heard me just around midnight  
( Chorus then guitar only one then play chorus guitar over words until end)

-----

I said yeah, yeah, yeah, woo , How come you... how come how come you taste so good?

Yeah, yeah, yeah, woo Just like a... just like a black girl should

Yeah, yeah, yeah, woo....Guitar only - last part of chorus 4 times

## Brown Sugar Chords and Rif

	G	Gsus	G3	Bb	Bbsus	C	Csus	Eb	Ebsus	F	Fsus	G2	G2sus	Ab	Ab9	Bb9
D	0-	-0---	0---	3-	--3-	--5-	--5-	--8-	--8-	-10--	-10-	-12-	-12-	1	1	3
B	0-	-1---	0---	3-	--4-	--5-	--6-	--8-	--9-	-10--	-11-	-12-	-13-	1	1	3
G	0-	-0---	4---	3-	--3-	--5-	--5-	--8-	--8-	-10--	-10-	-12-	-12-	1	1	3
D	0-	-2---	0---	3-	--5-	--5-	--7-	--8-	-10-	-10--	-12-	-12-	-14-	1	1-3	3-5
G	0-	-0---	0---	3-	--3-	--5-	--5-	--8-	--8-	-10--	-10-	-12-	-12-	1	1	3
D	0-	-0---	0---	3-	--3-	--5-	--5-	--8-	--8-	-10--	-10-	-12-	-12-	1	1	3

Rif before Chorus

E  
A 1s 4  
D H2 0  
G  
B  
E

Note: The C chord is played 2 different ways in the song, I described above as C and C(P) just to keep clear. They are all just C chords. C(P) is a C power chord. C+ is different. Just use pinky to play the B-7 note makes the C+. The C(P) , D,E and F and F(2) are all power chords in the same position just at different parts of the fret board. The D and D(2) are just D. I described D(2) to keep clear.

C(1) and D(2) are same position just in different spots on the fret board.

C+ is really Csus2sus4 and D(2)+ is really Dsus2sus4.

Intro and chorus chords are the same.

F and F(2) are just F power chords in different positions.

It is easier to eliminate the C+ and play the C but doesn't sound as good.

Option of G is play in G position and take finger off and on D-5. This actually sounds more accurate.



Hot Blooded - Foreigner Drum - A-01 Temp 120

Drums start at beginning song with chords

Intro: G (25 times) - G C(1) C+ G C C+ G C C+ D(2) D(2)+ G C(1) C+ G C C+ G C C+ D(2) D(2)+  
( Chorus)

-----  
(Chorus:)

G C(1) C+ G C(1) C+  
Well, I'm hot blooded, check it and see, I got a fever of a hundred and three  
G C(1) C+ D(2) D(2)+ G F  
Come on baby, do you do more than dance?, I'm hot blooded, I'm hot blooded

-----  
C(p) G F C(p) G F C(p) G F C(p)  
You don't have to read my mind, to know what I have in mind, Honey you oughta know  
G F C(p) G F C(p)  
Now you move so fine, let me lay it on the line ,  
G F C(p) G F C(p)  
I wanna know what you're doin' after the show  
D F C(p) D E C(p)  
Now it's up to you, we can make a secret rendezvous  
D F C(p) D EC(p)  
Just me and you, I'll show you lovin' like you never knew ( Chorus)

-----  
C G F C(p) G F C(p) G F C(p)  
If it feels alright, maybe you can stay all night, Shall I leave you my key?  
C G F C(p) G F C(p)  
But you've got to give me a sign, come on girl, some kind of sign tell me  
C G F C(p) G F C(p)  
Are you hot mama? you sure look that way to me  
D F C(p) D E C(p)  
Are you old enough? will you be ready when I call you bluff?  
D F C(p) D F C(p) G F C(p) (8X)  
Is my timing right? did you save your love for me tonight?( Chorus- to lead over Verse Chords)

-----  
D F C(p) D E C(p)  
Now it's up to you, we make a secret rendezvous?  
D F C(p) D F C(p)  
Oh, before we do, you'll have to get away from you know who (Chorus)

G	C(1)	C+	G	C(1)	C+
Hot blooded, every night			Hot blooded, you're looking so tight		
G	C(1)	C+	G	C(1)	C+
Hot blooded, now you're driving me wild			Hot blooded, I'm so hot for you, child		
G	C(1)	C+	G	C(1)	C+
Hot blooded, I'm a little bit high			Hot blooded, you're a little bit shy		
G	C(1)	C+	G	C(1)	C+
Hot blooded, you're making me sing			Hot blooded, for your sweet sweet thing		

#### Chords:

	G	C(1)	C+	C(P)	D(2)	D(2)+	D	E	F	F(2)	G (opt)
E	3	3	3	0	5	5	0	0	0	0	
A	3-5	3	3	3	5	5	5	7	1	8	
D	3-5	3-5	3-5	5	5-7	5-7	7	9	3	10	5
G	3	3-5	3-5	0	5-7	5-7	0	0	0	0	4
B	3-4	3-5	3-5-6	0	5-7	5-7-8	0	0	0	0	3
E	3	3-5	3-5	0	5-7	5-7	0	0	0	0	3

Note: The C chord is played 2 different ways in the song, I described above as C and C(P) just to keep clear. They are all just C chords. C(P) is a C power chord. C+ is different. Just use pinky to play the B-7 note makes the C+. The C(P), D, E and F and F(2) are all power chords in the same position just at different parts of the fret board. The D and D(2) are just D. I described D(2) to keep clear. C(1) and D(2) are same position just in different spots on the fret board.

C+ is really Csus2sus4 and D(2)+ is really Dsus2sus4.

Intro and chorus chords are the same.

F and F(2) are just F power chords in different positions.

It is easier to eliminate the C+ and play the C but doesn't sound as good.

Option of G is play in G position and take finger off and on D-5. This actually sounds more accurate.

## Black Betty - Ram Jam

Drums - A-02 T-120

Intro: Single bass drum for all intro. 8 beats before guitar starts then Main riff. Chord 7 in song is 1 strum. Single drum and high hat only through main part of song.

Main riff:

A(1)sB(1)slide up fretboard. hold. A(1) sB(1) D(1) hold A(1)sB(2) 7 9 7 -4itmes

B(5) E(1)..B(5) D(1)..B(5)E(1).. B(1) D(1) B(1) hold then strum DGB strings 1x - Note last B is full power B with E shape.

-----

7

Whoa, Black Betty, bam-ba-lam Whoa, Black Betty, bam-ba-lam

7

7

Black Betty had a child, bam-ba-lam The damn thing gone wild, bam-ba-lam

7

7

Said it weren't none of mine, bam-ba-lam The damn thing gone blind, bam-ba-lam

7

7

Main riff

I said oh, Black Betty, bam-ba-lam Whoa, Black Betty, bam-ba-lam

-----

7

Whoa, Black Betty, bam-ba-lam Whoa, Black Betty, bam-ba-lam

7

7

She really gets me high , bam-ba-lam You know that's no lie, bam-ba-lam

7

7

She's so rock steady, bam-ba-lam And she's always ready, bam-ba-lam

7

7

Main Riff

Whoa, Black Betty, bam-ba-lam Whoa, Black Betty, bam-ba-lam----(*Chords change and drum solo and weird lead. Drums faster. Goes on quite awhile- don't do. Do main riff,*)

-----

7

Whoa, Black Betty, bam-ba-lam Whoa, Black Betty, bam-ba-lam

7

7

She's from Birmingham, bam-ba-lam Way down in Alabam', bam-ba-lam

7

7

Well, she's shakin' that thing, bam-ba-lam Boy, she makes me sing, bam-ba-lam

7

7

Whoa, Black Betty, bam-ba-lam`Whoa, Black Betty, bam-ba-lam (short lead to end)

## Black Betty Chords

<b>7</b>		<b>9</b>	<b>A</b>	<b>B</b>	<b>C</b>	<b>E</b>	<b>D</b>	
<b>E</b>	<b>0</b>		<b>0</b>	<b>5</b>	<b>7</b>	<b>0</b>	<b>0</b>	<b>8</b>
<b>A</b>	<b>0</b>		<b>0</b>	<b>7</b>	<b>9</b>	<b>3</b>	<b>7</b>	<b>10</b>
<b>D</b>	<b>7</b>		<b>9</b>	<b>0</b>	<b>0</b>	<b>5</b>	<b>9</b>	<b>0</b>
<b>G</b>	<b>7</b>		<b>9</b>	<b>0</b>	<b>0</b>	<b>0</b>	<b>0</b>	<b>0</b>
<b>B</b>	<b>7</b>		<b>9</b>	<b>0</b>	<b>0</b>	<b>0</b>	<b>0</b>	<b>0</b>
<b>E</b>	<b>7</b>		<b>9</b>	<b>0</b>	<b>0</b>	<b>0</b>	<b>0</b>	<b>0</b>

## EYE OF THE TIGER - SURVIVOR

Intro: Rif #1 in background. RIF 1 ONLY FOR 10 SECS THEN CHORDS. The Chords C5 - C5 Ab C5 -C5 G5 A#  
TWICE THEN CHORD 1 AND SLIDE UP THEN PLAY -1, 2,1- 1,2,1 G5 A# FOR VERSE PLAY CHORD ONCE ONLY.

Am F  
Risin' up, back on the street,  
G Am  
Did my time, took my chances.  
Am F  
Went the distance, now I'm back on my feet,  
G Am  
Just a man and his will to survive.

Am F  
So many times, it happens too fast,  
G Am  
You change your passion for glory  
Am F  
Don't lose your grip on the dreams of the past,  
G Am  
You must fight just to keep them alive: ( CHORUS)

-----  
[Chorus]  
G2 Am Dm C G  
It's the eye of the tiger, it's the thrill of the fight-  
Dm Am G  
Rising up to the challenge of our ri-val.  
Dm C G  
And the last known survivor stalks his prey in the night,  
Dm Em9 F Am  
And he's watching us all with the eye of the tiger.  
-----

Am F  
Face to face, out in the heat,  
G Am  
Hangin' tough, stayin' hungry.  
Am F  
They stack the odds, still we take to the street,  
G Am  
For we kill with the skill to survive. [Chorus]  
-----

Am F  
Risin' up, straight to the top,  
G Am  
Had the guts, got the glory.  
Am F  
Went the distance, now I'm not gonna stop,  
G Am  
Just a man and his will to survive. ( CHORUS)

C5 - C5 Ab C5 -C5 G5 A# The eye of the tiger  
 C5 - C5 Ab C5 -C5 G5 A# The eye of the tiger  
 C5 - C5 Ab C5 -C5 G5 A# The eye of the tiger  
 C5 - C5 Ab C5 -C5 G5 A# The eye of the tiger

C5 - C5 Ab C5 -C5 G5 A# fade out to end.

-----

# Eye of the Tiger Chords:

	Bb	C5	G5	G#	1	2
E						
B						6 (6 IS OPTIONAL)
G	3	5			8	7
D	3	5	5	6	8	8
A	1	3	5	6		
E			3	4		

## RIF #1 ( played all through song)

D ` 00000000000000000000  
 A 33333333333333333333  
 E 88888888888888888888 or or

( Chords are just G and F through verse.)

I was born to run, I was born to dream, The craziest boy you ever seen, I gotta do it my way, Or no way at all. And I was here to please, I'm even on knees Makin' love to whoever I please, I gotta do it my way, Or no way at all.

And then you came around, Tried to tie me down, I was such a clown, You had to have it your way Or no way at all.

Well I've had all I can take, I can't take it no more, I'm gonna pack my bags and fly, my way, Or no way at all. ( chorus)

-----  
Chorus)

So why don't you turn me lose, Turn me lose, Turn me lose, I gotta do it my way, Or no way at all. Why don't you turn me lose, Turn me lose, Turn me lose, I gotta do it my way, I want to fly.

-----  
Bridge: (guitar only)

-----  
I'm here to please I'm even on my knees Making love to whoever I please  
I gotta do it my way I gotta do it my way  
And when you came around You tried to tie me down  
I was such a clown You had to have it your way  
Well, I'm saying no way (Chorus)

-----  
Intro Chords G and then then G. Then verse chords with lead over top.

-----  
Why don't you turn me loose Turn me loose Turn me loose  
I gotta do it my way I gotta do it my way  
Why don't you turn me loose Turn me loose Turn me loose  
I gotta do it my way I wanna fly

Drums and limited guitar only...

Turn me loose  
Turn me loose  
Turn me loose  
Turn me loose  
Turn me loose  
Turn me loose  
Turn me loose

## Turn Me Loose Chords and Solo

E-----3  
 B-----6p3 3  
 G G(3x) B(1x) F(3X) 1(1X) F(1X) F#(2X) G(3X) B(1X) 3 5fb 3 G(2X) B(1/2) 5 3 5fb 5p 653  
 D 5 5b 5  
 A  
 E  
 E  
 B  
 G F(3x) 1(1x) Slide to 13 back to 1 F(1X) F#(1X) G(3X) B(1X) 5b 3h53  
 D 5 3h53  
 A 5 ( then the verse starts)  
 E

### Chords

	B	F	F#	G	1	13
E	3	1	2	3	3	15
B	3	1	2	3	1	13
G	3	2	3	4		
D	3	3	4	5		
A		2	3	5		
E		1	2	3		

Note: B is only a part B. The chord I call 1 not sure what name would be.



**Who Do You Love - Bo Diddley (Chords E and A)     Drums A-02   T-120**

I walked forty-seven miles of barbed wire  
I got a cobra snake for a necktie  
A brand new house on the road side  
And it's a-made out of rattlesnake hide  
Got a band new gin that mamma put on top  
And it's a-made out of human skull  
Come on take a little walk with me baby  
And tell me who do you love?  
Who do you love?  
Who do you love?

Around the town I use a rattlesnake whip  
Take it easy baby don't you give me no lip  
Who do you love?  
Who do you love?

I've got a tombstone hand in a graveyard mine  
I'm just twenty-two and I don't mind dying  
Who do you love?  
Who do you love?  
Who do you love?

Now Arlene took a-me by my hand  
She said "Lonesome George you don't understand  
Who do you love?"  
The night were dark and the sky were blue  
Down the alleyway a house wagon flew  
Hit a bump and somebody screamed  
You should've heard what I'd seen  
Who do you love?  
Who do you love?  
Who do you love?  
Who do you love?

Yeah I've got a tombstone hand in a graveyard mine  
Just twenty-two baby I don't mind dying  
Snake skin shoes baby put them on your feet  
Got the goodtime music and the Bo Diddley beat  
Who do you love?  
Who do you love?

I walked forty-seven miles of barbed wire  
I got a cobra snake for a necktie  
A brand new house on the road side  
And it's made out of rattlesnake hide  
Got a band new gin that mamma put on top  
And it's made out of human skull  
Come on take a little walk with me child  
Tell me who do you love?  
Who do you love?  
Who do you love?

Pretty Woman, I don't believe you your're not the truth , No One can Look as good as you  
 Rif#2 Rif#2 (3x)

(Mercey)

A F#m A F#m  
 Pretty Woman Wont you pardon me Pretty Woman I Coudn't help but see  
 D E

Pretty Woman, And you look so lovely as can be Are you lonely just like me

Rif#2 Rif#2 (3x) E(2x)

(Growl)

### Bridge:

Dm G C Am  
 Pretty Woman stop awhile Pretty Woman Talk Awhile  
 Dm G C Dm G  
 Pretty Woman Give Your smile to me, Pretty woman Yeah Yeah Yeah  
 C Am Dm G C A

**Pretty Woman - Roy Orbison Drums A-01 T-120**

Intro RIFF 1 TWICE

### RIF#1

E-----  
 B-----  
 G-----  
 D-----0-----  
 A-----2-----  
 E--0--0--4-----

### RIF#2

-----  
 -----  
 -----  
 -----0--4--2--0--  
 -----2-----  
 -0--0--4-----

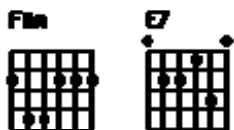
INTRO: Rif#1 (2x) Rif#2 (4x)

A F#m A F#m  
 Pretty Woman Walking Down The Street Pretty Woman The Kind I Like To Meet

Pretty Woman Look My Way Pretty Women Say you'll stay with me  
 F#m D E A F#m D E Rif#2 (4x)  
 Cause I need you I'll treat you right Come with me baby Be mine tonight

A F#m A F#m  
 Pretty Woman Dont walk on by Pretty Woman Dont Make me cry  
 D E  
 Pretty Woman Dont walk away hey ,,ok

If thats the way it must be okay, I guess I'll go on home it's late  
 Rif#1 (2x) Rif#2 (8x)  
 There'll be tomorrow night but wait, what do I see, Is she walking back to me yeah  
 A  
 shes walking back to me Oh ho pretty woman



## Back in Black - ACDC

Drum A-1 --Tempo 92

Intro: Scrape strings (6x) then E (1x) D (3x) A (3x) -Rif #1 , EDA - Rif #2, EDA Rif #1 , EDA -Rif #2

-----  
E D A Rif #1

Back in black, I hit the sack, I've been too long I'm glad to be back yes I'm

E D A Rif #2

let loose, From the noose, That's kept me hanging about I keep

E D A Rif #1

looking at the sky 'Cause it's gettin' me high, Forget the herse 'cause I'll never die I got

E D A Rif #2

nine lives, Cat's eyes, Abusin' every one of them and running wild ( Chorus )

-----  
Chorus:

A E B B- B A E B B- B GDAA+A GDAA+A

'Cause I'm back Yes, I'm back Well, I'm back Yes, I'm back

A E B B- B A E B B- B G(1x) D (3x)

Well I'm, baaaaaack bacaaaaaak Well I'm back in black Yes, I'm back in black

-----  
E D A Rif #1

Back in the back Of a Cadillac Number one with a bullet I'm a power pack yes I'm

E D A Rif #2

in a bang, With a gang, They've got to catch me if they want me to hang caus el'm

E D A Rif #1

back on the track And I'm leadin' the pack, Nobody's gonna get me on another rap

E D A Rif #2

So look at me now I'm just makin' my play, Don't try to push your luck just get out of my way (chor)

-----  
Lead #1 over E D A A+ A then Chorus

-----  
Lead # 2 over top of verse below - Verse has two singers

Hooo yeah Ohh yeah Yes I am Oooh yeah, yeah Oh yeah ( CHORUS 2 BELOW)

----  
A E B B- B A E B B- B GDAA+A GDAA+A

Back in now Well I'm back, I'm back Back, I'm back Back, I'm back Back, I'm back

A E B B- B A E B B- B G(1x) D (3x)

Back, I'm back Back Back in black Yes I'm back in black ( Lead # 3 to end)

-----  
Chords:

EDA just standard chords

## Back in Black - Leads and Rif

Rif #1	Rif #2
E 3--0	E
B 3---0	B
G 2(FB) 0	G
D	D
A	A
E	E --0--4--0--5---0--6--0--7 (SLIDE UP)

### Chorus Chords (notes)

	A	A+	E	B	B-	Note: G A and D are standard.
B						
G	2	2				
D	2	2	2	4	4	
A			2	2		
E		3				

- 1) To go from B to B- just take off finger that is playing A2. Play B take off note then play B again.
- 2) Last part of chorus strum G once and hold then strum d quickly 3 times.

Lead #1 over top of EDAA+A repeated 8X.( Em pent scale in the 8 fret area then move to em p in 10 fret ON 3rd EDAA+A).

E  
 B-----8v--10bp-8-10v-8v  
 G-----7-7-7-7fb---9-----9-9fb  
 D-----5-7b-5-----  
 A---7v---5v---4v--- ---7-----7--- ---7v---5v---4v---  
 E--0---0---0-----0---0---0-----  
 E-----10-----10  
 B --8---8-10fb-10fb--10br-8-10 -----8-----8---10-8-10fb-10fb (then move to 12th fret & play there)  
 G---9-----7---7-9---9 using the bottom 3 strings-improvise)

Note: On 10fb pick 10 low E at same time in middle of bend. 8 and 7 played together.

### LEAD #1 PART 2 ( Starts on 6th EDAA+A)

E  
 B -----12--12--15  
 G 9-9-7-9fb 7-7-6-7fb -6-6-4-6fb 9-9-7-9fb 7-7-6-7fb -6-6-4-6fb - 14-12  
 D 14

### LEAD 2

Play below 4 times - then move down 1 string and play same pattern RIF 5(2)x then back to Rif 4 -2x

RIF 4	RIF 5
D	D---5p4p2v---4
A---5p4p2--4	A-0-----3v s---0-5-0-6-0-7slide
E- 0-----3v---0-5-0-6-0-7slid	E

### LEAD #3 at end over EDA repeated. (begin lead on 13 slowly with full beds...

E 12b  
 B-13fb12b10v slid 5 15b15b15b15b  
 G 9-9-7-9fb 7-7-6-7fb -6-6-4-6fb 7 9-9-7-9fb 7-7-6-7fb -6-6-4-6fb

Then play Em pent 12 to 15 and 15-17. Include walk up through Em p from bottom to top.

**Keep Your Hands To Yourself - Georgia Satellites      Drums A-01 T-120**

Intro: Play A then A+ E9 5 times. Verse 1 only guitar and single drum only.

A -A+

I got a little change in my pocket goin' jingle-ingle-ing.

Wanna call ya on the telephone--baby, give you a ring.

D-D+

But each time we talk, I get the same old thing,

A-A+

Always no huggy, no kissy till I get a weddin' ring.

E-E+

My honey, my baby don't keep my love upon no shelf.

Fill    A

She says "Don't give me no lines and keep your hands to yourself. **(Lead # 1 over A only)**

-----

A-A+

Now baby, baby, baby why you wanna treat me this way?

You know I'm still your loverboy I still feel the same way.

D-D+

That's when she told me the story'bout free milk and a cow.

A-A+

She says "No huggy, no kissy till I get a weddin' vow.

E-E+

My honey, my baby don't keep my love upon no shelf.

Fill    A

She says "Don't give me no lines and keep your hands to yourself. **(Lead over 2 verses)**

-----

A-A+

Well I wanted her real bad, I was about to give in.

That's when she started talkin' about love, started talkin' about sin.

D-D+

I said "Now honey I'll live with you for the rest of my life.

A-A+

She says "No huggy, no kissy till you make me your wife.

E-E+

My honey, my baby don't keep my love upon no shelf.

Fill    A

She says "Don't give me no lines and keep your hands to yourself. **(Lead over 2 verses-fade)**

-----

## Keep Your Hands to Yourself Leads

Chords: Use power chords and hit 2 notes over. Hit Major chord twice then the chord + once then major chord once then start over again.

### Fill

A

E 0-3-4 or 0- 3bd ( bend down)

### Lead #1

E

B

G-----7b

D-4/5-5-5-5---5--7-5-7-5-----7b-5-

A-4/5-5-5-5---5--7-5-7- 5---4/5-7b-5-7b---5-7b-5-----5

E -4/5-5-5-5---5-----5--- 5---4/5-7b-5-7b---5----- 5----- 5

( Note only play bottom two strings (E,B together) until we hit the 7 notes then play bottom 3 strings)

Lead # 2 and 3 are played using the double stop technigues above in Am pentatonic scale. Use E3,B3,E5,B5,E8,B8,E10,B10 as throughout and just improvise. Both solos play through lead goes over top of 2 complete chord runs through of the verse.

### Chords:

	A	A+	D	D+	E	E+
E						
B						
G			7	7-9	9	9-11
D			5	5	7	7
A	7	7-9				
E	5	7				

Bb(6 fret)

All rifs in Bb minor pent - fret 6

Deep down in Louisiana, close to New Orleans,

Way back up in the woods among the evergreens,

Eb

There stood a log cabin made of earth and wood

Bb

Where lived a country boy named Johnny B. Goode

Fb

Who never ever learned to read or write so well,

Bb

But he could play the guitar just like a ringin' a bell. (CHORUS:)

-----  
CHORUS:

Go! Go! Go, Johnny, go! Go! Go, Johnny, go! Go! Eb

Bb

Go, Johnny, go! Go!

Fb

Bb

Go, Johnny, go! Go! Johnny B. Goode

-----  
He used to carry his guitar in a gunny sack,

Go sit beneath the tree by the railroad track.

Eb

Old engineers would see him sittin' in the shade,

Bb

Strummin' with the rhythm that the drivers made.

Fb

When people passed him by they would stop and say,

Bb

'oh, my but that little country boy could play' (CHORUS:)

-----  
His mother told him, 'someday you will be a man,

You will be the leader of a big ol' band.

Eb

Many people comin' from miles around

Bb

Will hear you play your music when the sun go down.

Fb

Maybe someday your name'll be in lights,

Bb

Sayin' 'Johnny B. Goode tonight' (CHORUS:)

-----  
Bb Eb Fb  
G  
D 8 10  
A 8 6 8  
E 6

# Rock Around The Clock

Drums A-02 T-182

D9 E9  
E-----5-----7  
B-----5-----7  
G-----5-----7  
D-----4-----6  
A-----5-----7  
E-----

Note: Slide up fret on all chords

A A  
1, 2, 3 o'clock, 4 o'clock, rock! 5, 6, 7 o'clock, 8 o'clock, rock!  
A  
9, 10, 11 o'clock, 12 o'clock, rock

E  
We're gonna rock around the clock tonight  
-----

A  
Put your glad rags on, join me, hon' We'll have some fun when the clock strikes 1

D9 A  
We're gonna rock around the clock tonight We're gonna rock, rock, rock till broad daylight  
E9 A  
We're gonna rock, gonna rock around the clock tonight

When the clock strikes 2, 3 and 4 If the band stops now we'll yell for more

D9 A  
We're gonna rock around the clock tonight We're gonna rock, rock, rock till broad daylight  
E9 A  
We're gonna rock, gonna rock around the clock tonight ( SOLO)

When the chimes ring 5, 6 and 7 We'll be right in 7th heaven

D9 A  
We're gonna rock around the clock tonight We're gonna rock, rock, rock till broad daylight  
E9 A  
We're gonna rock, gonna rock around the clock tonight

When it's 8, 9, 10, 11 too I'll be goin' strong and so will you

D9 A  
We're gonna rock around the clock tonight We're gonna rock, rock, rock till broad daylight  
E9 A  
We're gonna rock, gonna rock around the clock tonight

When the clock strikes 12, we'll cool off then Start rockin' round the clock again

D9 A  
We're gonna rock around the clock tonight We're gonna rock, rock, rock till broad daylight  
E9 A  
We're gonna rock, gonna rock around the clock tonight..

**End Rif High E - (bottom) E -5-5-5-5--3-3-3-3--2-2-2-2--1-1-1-1-0 0-2-4-5 A chord**



Intro:

Play A power chord and left finger plays notes below.

E-----  
 B-----  
 G-----  
 D- - 5-----  
 A-----0-5-0-5-0  
 E-----

*Intro twice before words then plays til power chords starts*

**Verse**

**Rumour spreadin' a-'round .....in that Texas town**

**'bout that shack outside La Grange....**

**and you know what I'm talkin' about.....**

**Just let me know..... if you wanna go**

**to that home out on the range. They gotta lotta nice girls ah.**

(power chords start A C D over and over)

**ACD                      ACD**

**Have mercy.**

**ACD**

**A haw, haw, haw, haw, a haw. A haw, haw, haw.**

A                                      C D    A

**Well, I hear it's fine..... if you got the time**

C D   A                      C D    A

**and the ten to get your-self iiiiin. hmm, hmm.**

C D    A                      C      D    A

**And I hear it's tight.....most ev'ry night,**

C D   A                      C D   A                      CDA

**but now I might be mistaken hmm, hmm, hmm.**

C D   A

**Ah have mercy.**

(CDA OVER AND OVER WITH LEAD OVER TOP)

# Tush - ZZ Top

Drums A-02 T-145

Main riif

Walk up

E--1s-3-----

E----1-2-3

B-

G-----5-0-5-3-5-0-5-3-----

D-----5 -0-5-3-5-0-5-3----

A-

E-

Into: Main rif 3 times no words

Verse:

Rif Rif C (power)

I been up, I been down. Take my word, my way around.

C (walk up) Rif

I ain't askin' for much.

D

I said, Lord, take me downtown,

C G C C#D

I'm just lookin' for some tush.

-----

Rif C (power)

I been bad, I been good, Dallas, Texas, Hollywood.

C(walk up) Rif

I ain't askin' for much.

D

I said, Lord, take me downtown,

C G C C#D

I'm just lookin' for some tush

-----

Rif C (power)

Take me back way back home, not by myself, not alone.

C (walk up) Rif

I ain't askin' for much.

D

I said, Lord, take me downtown,

C G C C#D

I'm just lookin' for some tush

## Sweet City Woman - Stampeders

Drums A-02 T-88

**Note:** Hammer the high E string 2 frets from chord. G is played 2 different ways in the song. One os by mving D chord up to 7th fret (G2) other is a bar chord on 3rd fret(G). At the end of a verse line you play a regular D for a quick second then slide back to G position. This is what DsG means. Am is played on fifth fret.

G	G2	Am
E-----3-----7-----5		
B-----3-----8-----5		
G-----4-----7-----5		
D-----5-----0-----5		
A-----0-----0-----0		
E-----0-----0-----0		

**Intro:** G(2) Am G DSG(2) -repeat twice

G(2) Am  
Well I'm on my way to the city life , To a pretty face that  
G DSG(2)  
shines her light on the city night

Am  
And I gotta catch a noon train, I gotta be there on time  
G DSG(2)  
Oh it feels so good to know she waits at the end of the line **(CHORUS)**

### CHORUS

Am  
Sweet, sweet city woman  
G DSG(2)  
I can see your face I can hear your voice I can almost touch you  
Am G  
Sweet, sweet city woman On my banjo knee we got a feel for singing, yeah yeah

Bridge:  
Am G  
Bon, say bon, bon bon say bon bon Bon, say bon, bon bon say bon bon  
Am G  
Bon, say bon, bon bon say bon bon Bon, say bon, bon bon say bon bon  
Am G Am G Am G  
So long ma, so long pa. so long Neighbours and friends

-----  
G2 Am  
Like a country morning, all covered in dew  
G DSG(2)  
I just got a way to make a man feel shiny and new  
Am  
And she'll sing in the evening, oh familiar tunes  
G DSG(2)  
And she feeds me love and tenderness and maccaroons **(CHORUS)**  
G(2) Am G DSG(2) -repeated  
Sweeeet, sweet city woman , Oh she's my sweet, sweet ,sweet city woman  
Sweeeet, sweet city woman. Oh my sweet, sweet sweet city woman  
Everybody sweet, sweet sweet city woman Ba da da da Ba da da da Sweet, sweet sweet city woman  
Ba da da da Ba da da da Sweet, sweet sweet city.. Ba da da da Ba da da da Sweet, sweet sweet city..

Intro: Eb/ E/ Eb/ E/

Eb/ E/ Eb/ E/  
 The warden threw a party in the county jail  
 Eb/ E/  
 prison band was there and they began to wail  
 Eb/ E/  
 the band was jumpin' and the joint began to swing  
 should've heard those knocked out jail birds sing **(Chorus)**

**Chorus**

A7 E  
 Lets Rock ! Lets Rock !  
 B7 A7  
 Everybody in the whole cell block  
 E A7 E  
 Was a-dancin' to the Jail-house Rock!

Eb/ E/ Eb/ E/  
 Spider Murphy played the tenor saxophone  
 Eb/ E/  
 Little Joe was blowin' on the slide trombone  
 Eb/ E/  
 The drummer boy for Illinois went crash, boom, bang !

The whole rhythm section was the purple gang **(Chorus)**

Eb/ E/ Eb/ E/  
 Number forty seven said to Number Three:  
 Eb/ E/  
 You're the cutest jailbird I ever did see.  
 Eb/ E/  
 I sure would be delighted with your company

Come on and do the jailhouse rock with me. **(Chorus)**

Eb/ E/ Eb/ E/  
 The sad sack was a-sittin' on a block of stone  
 Eb/ E/  
 Way over in the corner weeping all alone  
 Eb/ E/  
 The warden said: " Hey, buddy, don't you be no square.

If you can't find a partner use a wooden chair !" **(Chorus)**

Eb/ E/ Eb/ E/  
 Shifty Henry said to Bugs: "For Heaven's sakes,  
 Eb/ E/  
 No one's lookin'; now's our chance to make a break  
 Eb/ E/  
 Bugsy turned to Shifty and he said " Nix, nix;

I wanna stick around a while and get my kicks. **(Chorus)**

## Hair of a Dog - Nazareth

## Drums A-01 or A-02 T-128

Rif #1

B

G-----0

D-----2---2--0--2

A-----2

E - 0---0-3-4

Rif #2

B-----1

G-----2---2--0--2

D-----2

A-0---0-3-4

E

Rif #3

B

G

D 0-2-2-2-2---2-0

A-----2-0

E-----3

Intro: **Rif #1** -2x no words

**Rif#1**

**PC**

Heartbreaker, soul shaker

**Rif#1**

**PC**

Steamroller, midnight shoulder

**Rif#2**

**PC**

Red hot mama, down light charmer

**Rif#1**

**PC**

I've been told about you

**Rif#1**

**PC**

What they been saying' must be true

**Rif#2**

**PC**

Time's come to pay your dues

**Rif #1** -2x no words then (chorus)

**Chorus:**

**E5**

**G5 A5**

Now you're messin' with a

**E5**

**D5 E5**

A son of a - now you're messin' with a son of a bitch

**E5**

**G5 A5**

Now you're messin' with a

**E5**

**D5 E5**

A son of a - now you're messin' with a son of a bitch

**Rif#1**

**PC**

Talking jiving poison ivy

**Rif#1**

**PC**

Man taker bone faker

**Rif#2**

**Rif#1**

**PC**

You ain't gonna cling to me

**Rif#1**

**PC**

I ain't so blind I can't see

**PC**

**Rif#2**

**PC**

Red hot mama, down light charmer

Time's come to pay your dues

(chorus)

## Hair of a Dog Chords and Rifs

**Rif #1 -(2x)** then

**Rif #3 (4x)** then over Wow woo wow wow waha wow

!!! E5(Lp) -- E5(P) G5 A5 E5(lp) !!! E5(P) G5 A5 !!! E5(P) D5 C5 C#5 !!

E5(p) G5 A5- E5 (lp) E59p) G5 A5 - E5(P) D5 C5 C#5

**Rif #1 (2x)then (Chorus twice then chorus fade to finish)**

-----

**Note: 1) During verse play Rif #1 over words to the 2 before 0 then Pause then play rest of the rif after the words. PC Stands for PAUSE then complete. Beginning of Rifs play first 0 note then Pause.**

**2) Chorus play E5 single time then rest of chords.**

**3) Bridge play E5 at beginning once and then long pause with words only before another chord. Chords similar to chorus in timing. P = pause LP= long pause)**

**Chords:**

	G5	A5	C5	D5	E5
E					
B					
G					
D			5	7	9
A	5	7	3	5	7
E	3	5			

**Boom Boom - Johnny Lee Hooker.**

**Intro: Play Rif EGAE Rif EGAE RIF ACDA RIF EGAE**

**Rif Rif**

**Boom, boom, boom, boom. I'm gonna shoot you right down,**

**Rif Rif**

**Right off of your feet, Take you home with me.**

**Rif Rif**

**Boom,boom, boom, boom Hmm hmm hmm hmm**

**Rif Rif.**

**Hmm hmm hmm hmm I looove to see you walk**

**Rif Rif**

**Up and down the floor When you talking to me,**

**Rif Rif**

**That baby talk I like it like that**

**Rif Rif**

**When you talk like that Knocks me dead**

**Rif Rif**

**Right off my feet how how how how**

**Rif Rif and lead (around F minor scale)**

**Whoa yeah. Baaaaby**

**Rif Rif**

**When she walk that walk, And talk that talk,**

**Rif Rif**

**And whisper in my ear, Tell me that you love me**

**Rif Rif**

**I looove that talk That baby talk,**

**Rif Rif**

**When you talk like that, You knock me out**

**Rif Rif E**

**Right off of my feet How how how how Whoa yeah yeah**

**Great Johnny Lee Hooker Blues Lick-Used Song-Boom Boom.**

**Rif - Same played all through song. Play quickly . The notes that slide are one note. Chords are all regular chords except the last BDEB which are bar chords. See below.**

**Rif:**

**E**

**A**

**D-----2 0 2**

**G 2s 4----- 4s 2 0**

**B-----3**

**E**

-----

**Song: ( Note: Play rif and chords quick and one into another )**

**Rif EGAE Rif EGAE RIF ACDA RIF EGAE RIF BDEB**

**EGAE EGAE EGAE EGAE EGAE EGAE EGAE EGAE EGAE. Then repeat.**

**Chords:**

**B D E**

**E**

**A 2 5 7**

**D 4 7 9**

**G**

**B**

**E**



# Do You Feel Like We Do (Intro) - Peter Frampton Drums A-02 T-105

B

G---5-----7---5-----

D-----7-----7---5      3-----6s5---3      3-----6s5---3

A-----5-----5--3      5-----5--3      5--3---3

E -----5-

E

B

G---5-----7---5-----

D-----7-----7---5    3-----6s5---3      3-----6s5---3      3-----6s5---3

A-----5-----5--3      5-----5--3      5-----5--3 5

E

E-----10-----

B--13--10----13v--10      13-15

G-----12      10-----13s12--10      10-----13s12--10----10--14-

D-----12-----12--10      12-----12

A

E

E-----10

B --13--10 ----12--10

G-----12      10 ----13s12--10      10 ----13s12--10

D -----12-----12--10      12-----12--10 -12

A

E

E

B

G-8----10--8

D---10-----10--8    6--- 9s8--6      6--- 9s8--6

A      8 -----8--6      8 -----8--6

E

E-----13-

B--16--13-----15--13

G-----15      13    16s15---13      12fb---15fb---17fb

D-----15-----15-13

A

E

Power chords on rif only all other chords are normal

### Intro - rif 4 times

Rif

C power - slide to D power then normal C then notes as follows:

E-----3-----5 ( Note: No E5 on 2nd time round)

**B--2**

D Am

I want to live with a Cinnamon Girl

C G

I could be happy the rest of my life

Rif(once only no E5)

With a Cinnamon Girl

D Am

A dreamer of pictures I run in the night

C G

You see us together chasin the moonlight

Rif - 5 times

My Cinnamon Girl

-----

D Am

Ten silver saxes, a bass with a bow

C G Rif ONCE( no E5)

The drummer relaxes and waits between shows for his Cinnamon Girl

D Am

A dreamer of pictures I run in the night

C G

You see us together chasin the moonlight

Rif - 5 times

My Cinnamon Girl

-----

BRIDGE: (Gm7 is played with bottom 4 strings covered at 3rd fret.)

C

Ma send me money now I'm gonna make it somehow

Gm7

I need another chance

A

You see your baby loves to dance yeah , yeah, yeah

-----

(Rif twice out to end.

## Day Tripper - Beatles - Drums 137

Intro : Rif #1 Play 5x - Drums come in on 5th

Rif #1(E7)                      Rif #1  
Got a good reason,    for taking the easy way out  
Rif #2(A7)                      Rif #1(E7)  
Got a good reason,    for taking the easy way out now  
F#

She was a day tripper, a one way ticket yeah

A      G#              C#                      B  
It took me soooo long to find out, and I found out

Rif #1- 2x

Rif #1 (E7)                      Rif #1  
She's a big teaser,    she took me half the way there  
Rif #2 (A7)                      Rif #1(E7)  
She's a big teaser,    she took me half the way there now  
F#

She was a day tripper, a one way ticket yeah

A      G#              C#                      B  
It took me soooo long to find out, and I found out

-----

Rif #2 higher - 3x then lead( 11 seconds) - Ahh starts after 3 and goes through to end of lead

Then Rif #1 -2x

Rif #1(E7)                      Rif #1  
Tried to please her,    she only played one night stands  
Rif #2(A7)                      Rif #1(E7)  
Tried to please her,    she only played one night stands now  
F#

She was a day tripper, a Sunday driver yeah

A      G#              C#                      B  
It took me soooo long to find out, and I found out

-----

Then Rif #1 -4x no words and then continues throughout last words

-----

<i>Rif #1</i>	<i>Rif #1</i>	<i>Rif #1</i>	<i>Rif #1</i>	<i>Rif #1</i>
Day tripper	Day tripper yeah	Day tripper	Day tripper yeah	Day tripper

## Day Tripper Chords and Rif

### Rif #1

E  
B  
G  
D-----2-0---4---0-2  
A -----2-----2---2  
E-----0-3-4

### Rif #2

E  
B  
G-----2-0---4---0-2  
D-----2-----2---2  
A-----0-3-4  
E

### Chords:

	F#	A	G#	C#	B
E	2	5	4	4	7
B	2	5	4	4-6	7
G	2-3	5-6	4-5	4-6	7-8
D	2-4	5-7	4-6	4-6	7-9
A	2-4	5-7	4-6	4	7-9
E	2	5	4	4	7

# Band on the Run -Paul McCartney

Intro: Play directly below 2x.

E 10s 12s 10----- 5s7s5-- 2 5h7p5h7p5h7p5 3h5p3h5p3h5p3  
 B 10s 12s 10----- 5s7s5-- 2 -----7s8s7 3  
 G ----- 2 -----  
 D  
 A

E  
 E 5h7p5h7p5h7p5 3h5p3h5p3h5p3 3 3  
 B 8 7s 5s 3 3 7s8s7 3 8 7s 5s 3 3 3 8 7s 5s 3 3 3  
 G 7 6s 4s 2 2 7 6s 4s 2 2 3 7 6s 4s 2 2 3  
 D  
 A  
 E

*Dmaj7* 5h7p5h7p5h7p5 *G6* 3h5p3h5p3h5p3  
 Stuck inside these four walls, Sent inside forever,  
*Dmaj7* 5h7p5h7p5h7p5 *G6* 3h5p3h5p3h5p3  
 Never seeing no one Nice again  
*Dmaj7* *G* *Dmaj7* *G* *Dmaj7* *G*  
 like you, Mama you, mama you.

(below played 2x)

B  
 G----5-5-5-4-4-2 2----7-7-7-7-7-4-4-4--5-5-5-4-4-2 2----7-7-7-7-7-4-4-4 5554442  
 D-----0-----0  
 A--0-----0-----0  
 E-----0--3Am

Am? D? D2? Am Am?  
 If I ever get out of here, Thought of giving it all away To a registered charity.

D? D2? Am Am? Am Am?  
 All I need is a pint a day If I ever get outta here If we ever get outta of here

E D2x C D2x C  
 B  
 G 7-7 5 7-7 5  
 D-----5-----7-7 5 -----5-----7-7 5  
 A 3--5--7 5-5 3 3--5--7 5-5 3 3 3  
 E 3--5 3--5 3--5 3--5

C *Fmaj7* C *Fmaj7*|

C *Fmaj7* C  
 Well, the rain exploded with a mighty crash As we fell into the sun,  
 C *Fmaj7* Em

And the first one said to the second one there I hope you're having fun. (chorus)

-----  
Chorus

G C Em C Am Fmaj7 C  
Band on the run, band on the run. And the jailer man and sailor Sam  
Fmaj7 nc C Fmaj7 C Fmaj7 C Fmaj7 C Fmaj7  
Were searching every one For the band on the run, Band on the run  
C Fmaj7 C Fmaj7 C Fmaj7 C Fmaj7  
Band on the run, Band on the run.

-----  
C Fmaj7 C  
Well, the undertaker drew a heavy sigh Seeing no one else had come,  
C Fmaj7 Em  
And a bell was ringing in the village square For the rabbits on the run. (CHORUS LESS LAST LINE)

-----  
Em G C Em Am G Fmaj7 -SMALL LEAD  
nc C Fmaj7 C Fmaj7 C Fmaj7 C Fmaj7 C Fmaj7 C Fmaj7 C Fmaj7  
Yeah the band on the run, Band on the run Band on the run  
C Fmaj7 C Fmaj7  
Band on the run

-----  
C Fmaj7 C  
Well, the night was falling as the desert world Began to settle down.  
C Fmaj7 Em  
In the town they're searching for us everywhere But we never will be found.

-----  
G C Em C Am Fmaj7 (PAUSE) C (PAUSE)  
Band on the run, Band on the run. And the county judge who held a grudge  
Fmaj7  
Will search for evermore  
nc C Fmaj7 C Fmaj7 C Fmaj7 C Fmaj7  
For the band on the run, Band on the run  
C Fmaj7 C Fmaj7 C Fmaj7 C Fmaj7 Em G C  
Band on the run Band on the run

-----  
Notes can option is tad of 7873 play 1) and instead of 8 87533 paly 2)

1) E 15s14 10 12 2) 15 14S12 12S10 10 12 12S 15  
B 15s14 10 12 15 14S12 12S10 10 12 12S 15

G6 Am? D? Dmaj7 E 2  
A 2 G 2 G2 B 2  
E 3 A2 G 2

## Spirit In The Sky - Noman Greenbaum

RIF - Playing A power and adding 2 notes.

Rif2 (weird sound ) Flip guitar switch back and forth

E		8b	15b
B 2 5 3 2 3 5		8b	15b
G 2	2		
D 2	2		

Intro: Play Rif 4x. Drums start on 3rd time.

A		C	
When I die and they lay me to rest Gonna go to the place that's the best			
A	D	A	
When I lay me down to die Goin' up to the spirit in the sky			
		C	
Goin' up to the spirit in the sky That's where I'm gonna go when I die			
A	D	A.	RIF 1 (2x)
When I die and they lay me to rest I'm gonna go to the place that's the best			
		C	
Prepare yourself you know it's a must Gotta have a friend in Jesus			
A	D		A
So you know that when you die He's gonna recommend you To the spirit in the sky			
He's gonna recommend you To the spirit in the sky That's where you're gonna go when I die			
A	D	A (RIF 2X THEN LEAD1 RIF2X)	
When you die and they lay you to rest Youre gonna go to the place that's the best			
		C	
Never been a sinner, I never sinned I got a friend in Jesus			
A	D		A
So you know that when I die He's gonna set me up with The spirit in the sky			
		C	
Gonna set me up with the spirit in the sky That's where I'm gonna go when I die			
A	D		A
When I die and they lay me to rest I'm gonna go to the place that's the best			
D	A	RIF (2X) then 2nd lead)	
Gonna to the place that's the best			

## Spirit In The Sky Solos

Lead /1

E

B

G 5-7-7fb-5fb

D 55575 (4X) 7

A

E

Solo at 2:00:

E|-----|

B|-----|

G|---0(h2)0-0(h2)---0(h2)-0-0---0(h2)-0-2---4(h5)-4-5-----|(b)

D|-----|

A|-----|

E|-----|

E|-----|

B|-----|

G|---0(h2)-0(h2)---0(h2)--2-2---0(h2)-0(h2)---5-4-5--7(b9)-----|

D|-----|

A|-----|

E|-----|



## Better Now - Collective Soul

Drums A-01 T-123

**INTRO :** Play Bb 4x then pause 3 secs and then play Bb 4 times again. Then  
Play Rif #1 -Play once over drums only. Guitar and drums start same time.

**Rif # 1**

-(Yeah-yeah)- Oh, I'm newly calibrated

-(Yeah-yeah)- Oh, shiny and clean

**Rif #1**

-(Yeah-yeah)- I'm your recent adaptation

-(Yeah-yeah)- Time to redifine me ( Chorus)

-----  
[Chorus]

Bb                      D                      E

Let the word out - I've got to get out

A                      Em

Oh, I'm feeling better now,

Bb                      D                      E

Break the news out - I've got to get out

A                      Em

Oh, I'm feeling better now, -( Rif #1 -2x after first chorus only)

-----  
-(Yeah-yeah)- I'm happy as Christmas

-(Yeah-yeah)- All wrapped to be seen

-(Yeah-yeah)- I'm your recent acquisition

-(Yeah-yeah)- Time to celebrate me ( Chorus)

-----  
(Drums and guitar scrape strings only this section)

The world's done shakin' The world's done shakin'

The world's done shakin' me down

The world's done shakin' The world's done shakin'

The world's done shakin' me down

--whew eew eew eew eew Rif#1 Rif#1 ( halfway through 2nd Rif  
sing -whew eew eew eew (Chorus)

( Play 1 full set of Chorus chords over lyrics below)

( Note: Sing both lines below at same time)

Chorus chords over lyrics below: Bb D E A Em- Play chorus chords 2x)

Let the word out - I've got to get out

The world's done shakin The world's done shakin' The world's done shakin'

Whoa, I'm feeling better now

Let the word out - I've got to get out

The world's done shakin The world's done shakin' The world's done shakin'

Whoa, I'm feeling better now - (guitar end)

-----

*Drums and solo only from here to end of song. No guitar chords*

*(Sax solo or guitar solo alone for 2 bars -10 secs and then over lyrics below until end)*

-----

The world's done shakin The world's done shakin' The world's done shakin'

The world's done shakin The world's done shakin' The world's done shakin'

The world's done shakin The world's done shakin' The world's done shakin'

-----Intro Rif # 1 (over drums only)

**Bb(4x) (pause 1 bar -3 secs) Bb (4x)**

**Bb(3x)-A(1x)-Em(1x) A(4x)**

**Bb(3x)-Bb(1x) -D(2x) -A(4x)**

Chords:

	A	Em	Bb	D	E
E					
B					
G	2		4	7	9
D	2	2	4	7	9
A		2	2	5	7

## Stairway to Heaven - Led Zeppelin

Intro: Riff --[Am] [G#+] [C] [D] [Fmaj7] [G] [Am]

RIFF Am G#+ C D  
There's a lady who's sure all that glitters is gold  
Fmaj7 G Am

and she's buying a stairway to heaven

RIFF Am G#+ C D  
When she gets there she knows if the stores are all closed  
Fmaj7 G Am

with a word she can get what she came for

C D Fmaj7 Am C G D  
Oh--oh -oh oh and she's buying a stairway to heaven  
C D Fmaj7 Am

There's a sign on the wall but she wants to be sure  
C D Fmaj7

'cause you know sometimes words have two meanings  
RIFF

In a tree by the brook there's a songbird who sings  
G Am

Sometimes all of her thoughts are misgiven

RIFF NO WORDS [G] [Am]

Am7 Dsus4 D Dsus2 D Am7 Dsus4 D Dsus2 D  
Oh\_\_\_ it makes me wonder

Am7 Dsus4 D Dsus2 D Am7 Dsus4 D Dsus2 D  
Oh\_\_\_ it makes me wonder

C G Am  
There's a feeling I get when I Look to the west  
C G F Am

and my spirit is crying for leaving  
C G Am

In my thoughts I have seen rings of smoke through the trees  
C G F Am

and the voices of those who stand looking  
Am7 Dsus4 D Dsus2 D Am7 Dsus4 D Dsus2 D  
Oh\_\_\_ it makes me wonder

Am7 Dsus4 D Dsus2 D Am7 Dsus4 D Dsus2 D  
Oh\_\_\_ it makes me wonder

C G Am C G F Am  
And it's whispered that soon if we all call the tune then the piper will lead us to reason

C G Am C G F Am  
And the new day will dawn for those who stand alone and the forest will echo with laughter

C G Am C G F Am  
If there's a bristle in your hedgerow dont be alarmed now it's just a spring clean for the May queen

C G Am C G F Am  
Yes there are two paths you can go by but in the long run there's still time to change the road you're on

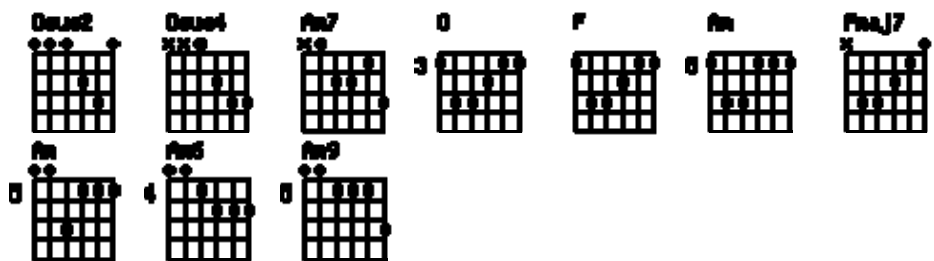
C G Am C G F Am  
Your head is humming and it wont go in case you dont know the pipers calling you to join him  
C G F Am

Dear lady can you hear the wind blow and did you know your stairway lies on the whispering wind

D Dsus4 ---- D Dsus4 --- D Dsus4 D Dsus4 D --- C] Cadd9 C Cadd9 (Solo)

(Note: Solo is over Am G F. Lasts 48 secs: Am Pent. Strts 5-5, 8-10,5-7,10-12-high stuff is 13 to 15)

Am	G	F	Am	G	F
And as we wind on down the road			Our shadows taller than our soul		
Am	G	F	Am	G	F
There walks the lady we all know			Who shines white light and wants to know		
Am	G	F	Am	G	F
how everything still turns to gold			And if you listen very hard		
Am	G	F	Am	G	F
the time will come to you at last			When all are one and one is all		
Am	G	F			
To be a rock and not to roll					
	Fmaj7	G	Am		
And she's buying a stairway to heaven					



## Stairway to Heaven Solo

Played over 10 sets of Am -G- F chords which are played over and over. Last 48 secs.

Starts in 5-8 then moves briefly to 8-10 then back to 5-8 then moves to 10-12 and then finishes with the highest stuff at 13-15. then goes 19-20 back to 12-14 then few notes in 8-10 then 5-7 .

The oooh starts on first chord of 7th set of sets of chords( 6:30 in song) and starts on each of 8,9 and 10 set.

The lead is played in sets 7 to 10 at the end of set during the F.

	Am	G	F	Am	G	F
e	-----5-----			--5-8-8-8b--8p5-----8 10p8-----		
B	-----8-5-----			- 8/10-----10-8-----8h10-		
G	-7b-----7-5---7-5-----					-----9-----
D	-----7-----7-5---					
A	-----8-					
E						

	Am	G	F
e	-----5-----		
B	-----8p5-----		
G	-7b-----7-5---7-5-----5---5-5p0-		
D	-----7-----7-5---5-7---7-----		
A	-----7-----		
E			

	Am	G	F (this set same as first set)
e	-5-----		
B	-----8-5-----		
G	-----7-5---7-5-----		
D	-----7-----7-5-7-5---		
A	-----8v-		
E			

	Am	G
e	-----	-----
B	-----	-----13-
G	-----	-----12-12h14---
D	-----10h12p10-----10-	-12/14-----
A	-/12-----12---	-----
E	-----	-----

	F???
e	-----15b-15p13-
B	-15fb-15p13-15p13 --- -----
G	-----14- -----
D	-----
A	-----
E	-----

Repeat this 1 times ( starts at 6:16) starts on Am of 5th set goes into beginning of 6th set

e	-----
B	---13-15b-13
G	14----
D	-----
A	-----
E	-----

Starts at G of 6th set and ends at end of 6th set.

```

e|-15fb-12-15-12-----15-----|
B|-----15-13---13-15-13---13-15-15b---15br-p13---|
G|-----14-----14-----14-|
D|-----|
A|-----|
E|-----|

```

The oooooh section starts her on am of 7th set of chords. No lead until F.

Below played on F of chord on 7th set. Only Rhythm played during rest of set.

```

e|-----15-17p15-----|
B|-15b-17-----15br-13-15-13---13-15b-|
G|-----14-----|
D|-----|
A|-----|
E|-----|

```

Below played on F of chord on 8th set. Only Rhythm played during rest of set.

```

e|-----|
B|-----|
G|-14b-14b-14-12-14-12-14v-|
D|-----|
A|-----|
E|-----|

```

Below played on F of chord on 9th set. Only Rhythm played during rest of set.

```

e|-----|
B|-----5-----5-----|
G|-10b---7-5-7---7-5-7-8-7-5---|
D|-----7-|
A|-----|
E|-----|

```

Below played on F of chord on 10th set. Only Rhythm played during rest of set.

```

| play 6 times from first 20
e|-----|-17-20   End 6th time with E-20fb
B|-----|-17-
G|-----|-----| ( Cover 17 E and B and pull off 20 to 17 e repeat red

```